



**NEWGARDEN**









# CREA TORS

*of outdoor & indoor moments*







*proud makers of the 'be happy' spirit*



# MANUFACTURERS & designers of memories



**“ Light is the first element of design, without it, there is no colour, shape or texture. Light is the magic ingredient that makes or modifies a space. We are, therefore, facing one of the most important elements for the creation of memories and experiences.”**

Thomas E. Farin & Benjamin Noriega.





The power of the sun is unimaginable. It is capable of generating life, inspiring our personality or changing our state of mind in seconds. At Newgarden we know about its power. That is why, since our beginnings, its energy has been the protagonist in our products. This is why we have ensured that the majority of our designs are available with a solar option.

*sun is  
our energy*


❤️ 89

❤️ 92

**We recycle.  
We reuse.  
We reduce.**

Nature is our mother, and we love her as such she were our mother. Newgarden works every day to improve all our processes in order to protect and care for our environment. We are not content just with all of our products being recyclable so we have designed Gretita and Greta, two collections of lamps made exclusively from recycled materials.





# *sustainability* **stories.**

## **Nature Lovers.**

ALL OUR PRODUCTS ARE 100% RECYCLABLE AND HAVE A LONG LIFE SPAN, HELPING TO REDUCE WASTE AND PROMOTING RESPONSIBLE CONSUMPTION. FOR EVERY LAMP IN THE GRETA OR GRETITA COLLECTION THAT WE MAKE, WE HELP TO GIVE A SECOND LIFE TO PLASTICS COLLECTED FROM SEAS AND OCEANS.

## **Handmade.**

NATURAL FIBRES SUCH AS HEMP OR BAMBOO ARE WIDELY REPRESENTED IN OUR COLLECTION. BEING HANDMADE, THEY ARE ABLE TO TRANSPORT US TO NATURE AND TO THE MEDITERRANEAN JUST BY LOOKING AT THEM.

## **Think Local.**

WE COLLABORATE WITH SPECIALISED LOCAL PRODUCERS WITHIN THEIR REGIONS - THIS HELPS THEIR ECONOMIES GROWTH AND SUPPORTS INFRASTRUCTURES DEVELOPMENT.



Light & Deco.

|             |                      |    |                               |     |                    |     |
|-------------|----------------------|----|-------------------------------|-----|--------------------|-----|
| FLOOR LAMPS | OKINAWA              | 22 | ENOKI                         | 76  | NORAI              | 107 |
|             | SANTORINI            | 24 | LOLA 20 / 45                  | 77  | CANDELA            | 108 |
|             | NIZA 165 / 230       | 26 | LOLA SLIM 30                  | 78  | KURBY              | 108 |
|             | AMALFI               | 30 | LOLA 20 LUX                   | 80  | NÓMADA             | 109 |
|             | LOLA SLIM 120 / 180  | 32 | PANCHITO                      | 82  | CUBY PLAY          | 109 |
|             | CHLOE PLANT          | 34 | ROCKET 20                     | 82  | BRUNA 80           | 58  |
|             | CHLOE 140            | 36 | CARMEN 45                     | 83  | HIAMA              | 56  |
|             | ROCKET 40 / 70 / 145 | 38 | AURORA                        | 84  | GRETITA            | 60  |
|             | FITY 100 / 160       | 40 | ALBA                          | 85  | GRETA              | 62  |
|             | PANCHO               | 42 | BRUNA GARLAND                 | 86  | CHERRY             | 110 |
| DECORATIVE  | LOLA 110 / 165 / 200 | 44 | STELLA                        | 88  | PEPITA             | 112 |
|             | CARMEN 110 / 165     | 46 | LUCEO GARLAND                 | 89  | PAQUITA            | 114 |
|             | FREDO 140 / 170      | 48 | CHELSEA                       | 90  | WALLY              | 116 |
|             | KONIKA 170           | 50 | ALLEGRA                       | 91  | BOSSA WALL         | 118 |
|             | GRACE 140 / 170      | 52 | EDY                           | 92  | SISINE WALL        | 118 |
|             | SIROCO               | 54 | ELBA                          | 94  | SAONA WALL         | 119 |
|             | BRUNA 165            | 58 | SIMONA                        | 96  | PETRA HANG         | 120 |
|             | KAKTUS               | 64 | ILARIA                        | 97  | CLAUDY HANG        | 120 |
|             | BALANS               | 65 | CHIARA                        | 98  | LOLA WALL          | 121 |
|             | GOA                  | 65 | POSITANO                      | 99  | BULY WALL          | 121 |
| TABLE LAMPS | SAONA 70 Y 30        | 66 | BENIRRÁS                      | 100 | BULY FAMILY        | 122 |
|             | SISINE 70 Y 30       | 68 | SAONA HANG                    | 101 | PETRA              | 124 |
|             | BOSSA 30             | 70 | BOSSA, SISINE, CALOBRA, REONA | 102 | CUBY FAMILY        | 125 |
|             | CHLOE 35             | 71 | PIANETA                       | 104 |                    |     |
|             | CANDY                | 72 | BITA                          | 106 |                    |     |
|             | NORAI SLIM 35        | 74 | SORA                          | 106 | INDOOR & CHRISTMAS | 126 |

Furniture.

|                     |     |                  |     |                     |     |
|---------------------|-----|------------------|-----|---------------------|-----|
| MILOS               | 134 | MALLORCA & ITACA | 145 | PALMA BOTTLE RACH   | 152 |
| RASA                | 136 | CUBY             | 146 | WOODY               | 153 |
| FORMENTERA          | 138 | BORA             | 147 | CORFU & CAPRI 110   | 154 |
| NEW ISLAND          | 140 | SICILIA          | 148 | PUFY & TAFY         | 156 |
| SET TARIDA          | 142 | IBIZA            | 150 | CORFU 40 & CAPRI 40 | 157 |
| MALLORCA & CAPRI 75 | 144 | CRETA            | 150 |                     |     |

Flowerpots.

|           |     |         |     |         |     |
|-----------|-----|---------|-----|---------|-----|
| OLIVO     | 160 | FICUS   | 170 | PALMA   | 175 |
| AZALEA    | 162 | BAMBU   | 171 | GERBERA | 176 |
| HORTENSIA | 164 | JARA    | 172 | CAMELIA | 177 |
| MAGNOLIA  | 166 | JUNCO   | 173 | VIOLETA | 178 |
| MELISA    | 168 | NARCISO | 174 |         |     |

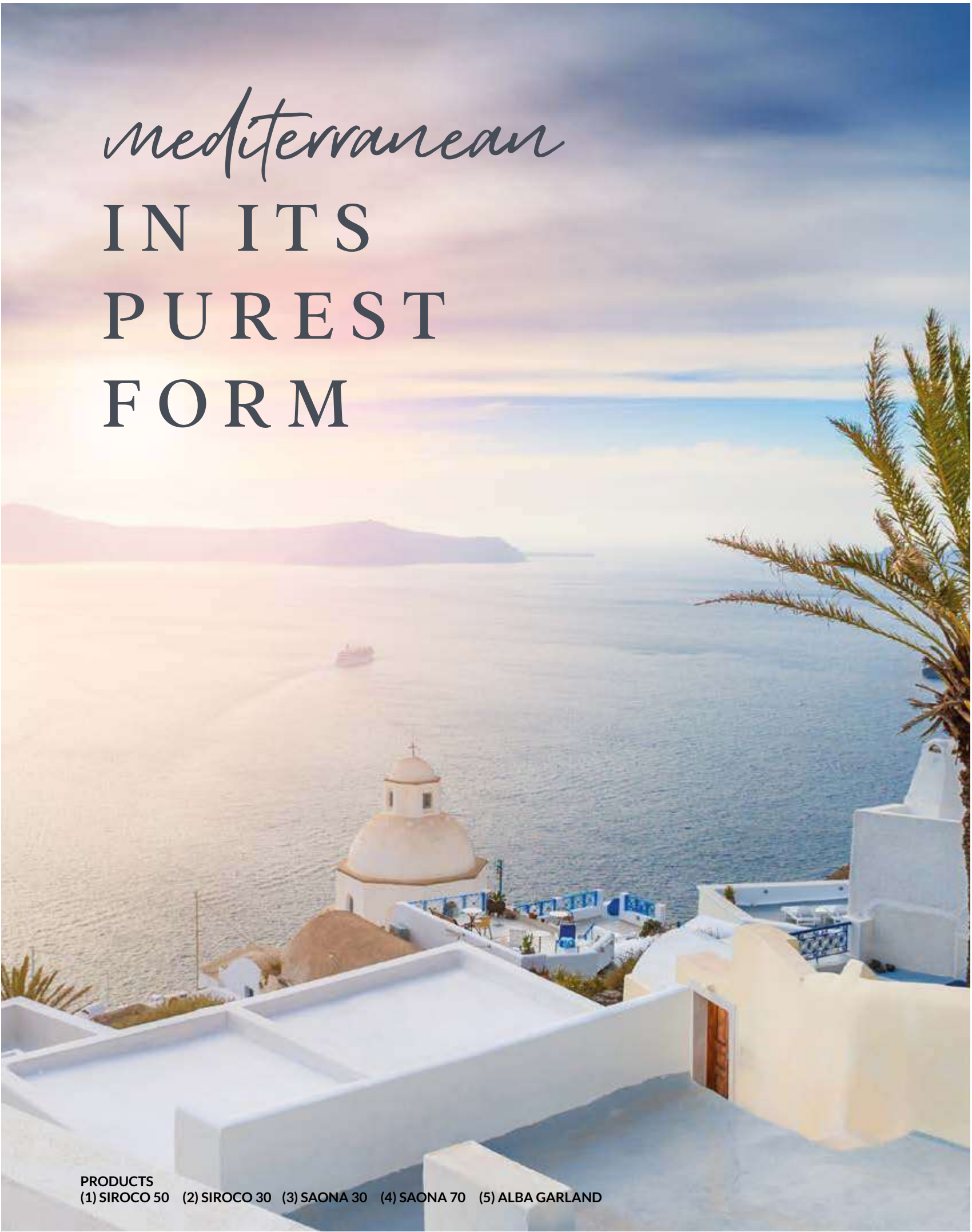


PRODUCTS  
(1) HIAMA (2) AURORA GARLAND (3) TARIDA SIT (4) NIZA 165  
(5) TARIDA TAB (6) SANTORINI (7) HORTENSIA 30  
(8) CHLOE 140 (9) RASA (10) SIROCO

holidays  
AT  
HOME







PRODUCTS  
(1) SIROCO 50 (2) SIROCO 30 (3) SAONA 30 (4) SAONA 70 (5) ALBA GARLAND



# paradise MODE ON



PRODUCTS  
(1) BRUNA 80 (2) BULY 30 (3) TARIDA SIT ARMS (4) SAONA HANG (5) CALOBRA HANG  
(6) NIZA 230 (7) SISINE HANG (8) SAONA 70 (9) BOSSA 30 (10) TARIDA TAB  
(11) AURORA GARLAND (12) LOLA 110 (13) FITY100 (14) FITY 160 (15) NORAI SLIM 35

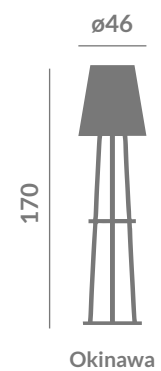




Light &  
Deco.







# Okinawa.

Options

Light | ☒ Solar & battery  

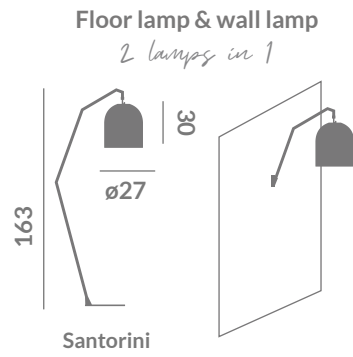
+ Info P. 202



Rechargeable Bulb  
(Battery Version)







Options  
Light | ☒ Battery ☐  
+ Info P. 202



# Santorini.





# Niza 165.

Options

Light



Battery

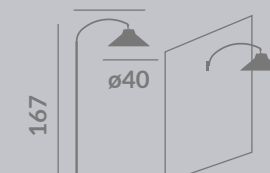


+ Info P. 201

Floor lamp & wall lamp

2 lamps in 1


73



Niza



Rechargeable Bulb  
(Battery Version)





# Niza 230.

Floor lamp & wall lamp  
*2 lamps in 1+*

Options

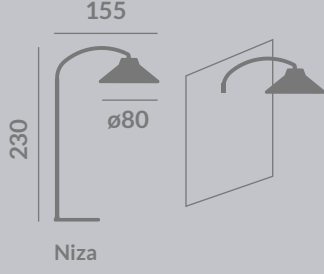
Light



Battery



+ Info P. 201



Niza



Rechargeable Bulb  
(Battery Version)







# Amalfi.



Options  
Light

Battery 

+ Info P. 198



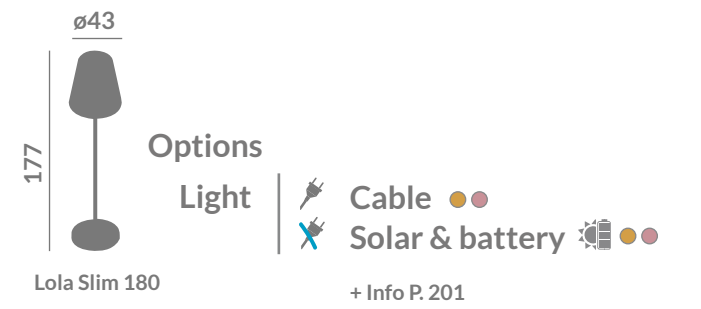
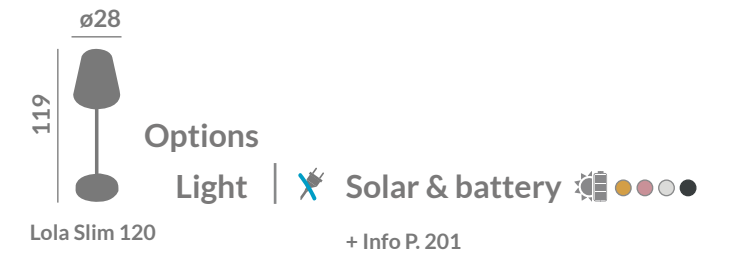
Rechargeable Bulb  
(Battery Version)



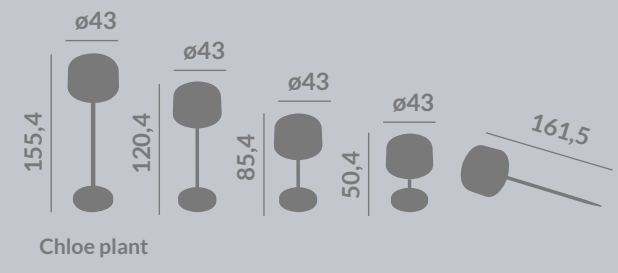
LOLA SLIM 120



# Lola Slim.








Options  
 Light | Solar & battery   
 + Info P. 199



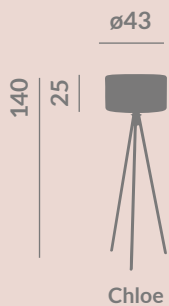
# Chloe Plant.





# Chloe I40.

Light & Deco ~ Floor lamps ~ Chloe I40



Options

Light



Cable

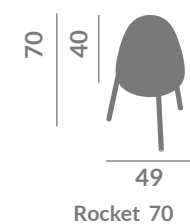


Solar & battery

+ Info P. 198



# Rocket.



Rocket 70

## Options

Light

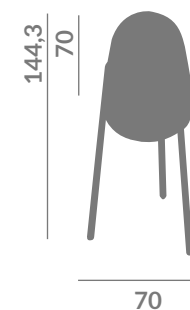


Cable



Solar & battery

+ Info P. 202



Rocket 145

## Options

Light




Cable



Solar & battery

+ Info P. 202



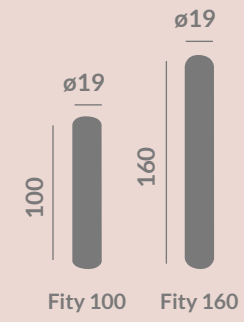
ROCKET 175





FITY 100

# Fity.



Options

Light



Cable  
Battery



+ Info P. 199







# Pancho.

61x43

139

  
Pancho

Options

Light


 Cable ☐

 Battery ☒


+ Info P. 202







LOLA 110/165



LOLA 200



LOLA 165

# Lola.

110

ø26.5

Lola 110

165

ø45

Lola 165

200

ø54

Lola 200

Options

Light

Cable

Battery

+ Info P. 200, 201

Light & Deco ~ Floor lamps ~ Lola

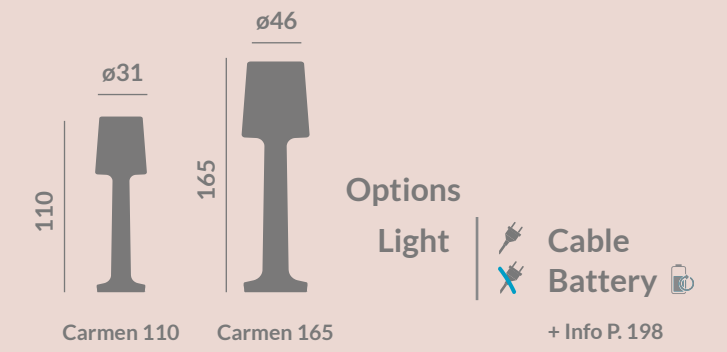
45



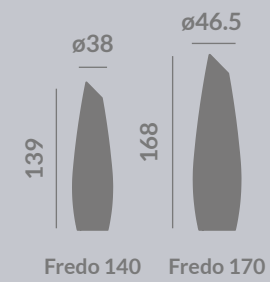


CARMEN 165

# Carmen.







Options

Light



Cable



Battery

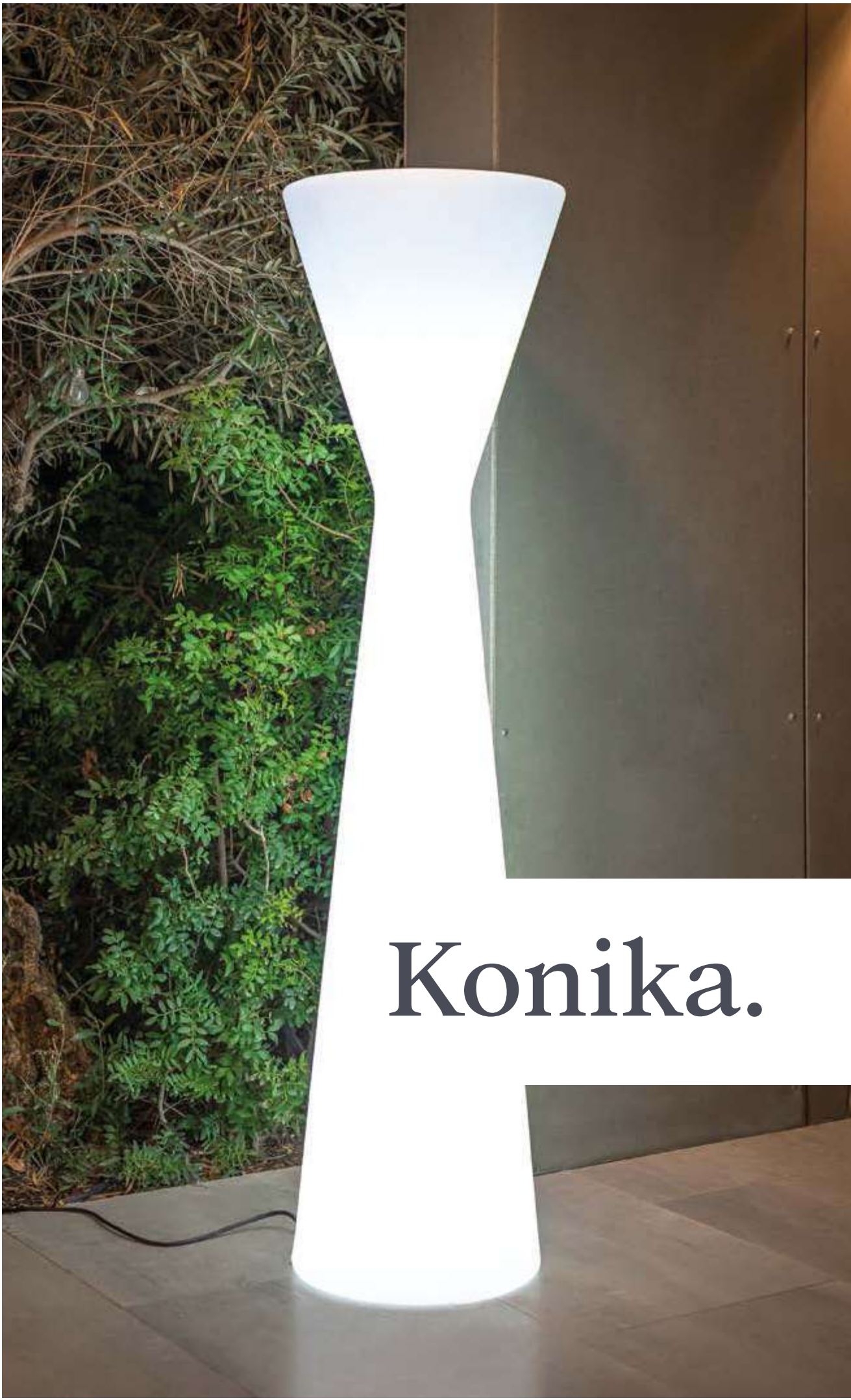


+ Info P. 199

# Fredo.

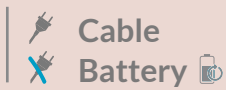




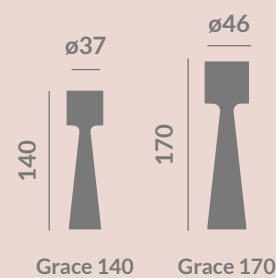




Options  
Light



+ Info P. 200



Grace 140

Grace 170



GRACE 170/140



Grace.



# Siroco.

18x18

30

Siroco 30

18x18

50

Siroco 50

Options

Light

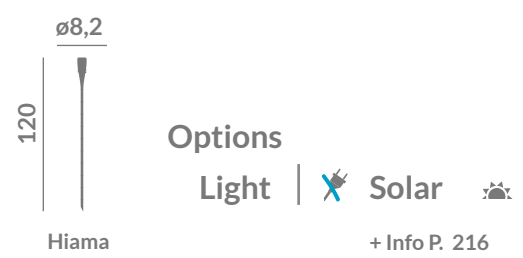
Battery

+ Info P. 204, 205





# Hياما.








BRUNA 165





Options  
Light |  Solar  + Info P. 216



Gretita.



  
Made of recyclable  
materials




# Greta.

  
Made of recyclable  
materials

Options

Light

 Solar & battery

☐ ☒

+ Info P. 216

64






ø16

46

80

27,5

20



Stamps incl

Light & Deco ~ Functional ~ Greta

63



# Kaktus.



Options

Light

Cable

Battery

○

●

+

Info P. 204

44x31

100

Kaktus

Options

Light

Cable

Battery

+

Info P. 203

59x36.5

65

Balans



# Balans.

Options

Light

Cable

Battery

+

Info P. 203

25x29

40

Goa 40

43x49

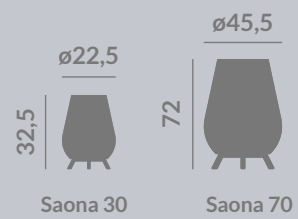
70

Goa 70



# Goa.





#### Options

Light



Cable



Battery

+ Info P. 213, 204



Rechargeable Bulb  
(Battery Version)






# Saona.






Options

Light |  Cable  Battery 

+ Info P. 213, 205

ø25,5


32,5



72

Sisine 30

ø48



Sisine 70

# Sisine.



Rechargeable Bulb  
(Battery Version)







Bossa.

Options  
Light



Battery



32,5



Bossa 30



Rechargeable Bulb  
(Battery Version)

ø22,5



Light & Deco ~ Table lamp ~ Bossa / Chloe

Options  
Light



Cable



Solar & battery



36



Chloe 35

+ Info P. 211

ø28

Chloe.





Options  
Light | ✕ Battery  19 |  ø9  
+ Info P. 211 Candy

Candy.



 Flame  
effect



# Norai slim

35 | Ø11,5  
Options  
Light | ✕ Battery ●●●●●  
Norai Slim 35 + Info P. 213








# Enoki.

16,5


25,5




Enoki

Options


Light




Light



Battery






+ Info P. 211

LOLA 45




Options


Light



Light



Cable



Battery

+ Info P. 212

LOLA 30



LOLA 20



# Lola.



# Lola slim



11

32

Options

Light

Battery

Lola Slim 30

+ Info P. 212





# Lola Lux.



Options  
Light



+ Info P. 212







# Panchito.

Options

Light | Battery

+ Info P. 213

16,5  
20,6  
Panchito



# Rocket.

Options

Light | Battery

+ Info P. 213

19,4  
14,2  
Rocket 20

# Carmen.

Options

Light | Cable Battery

+ Info P. 211

ø29  
45  
Carmen 45






Aurora.



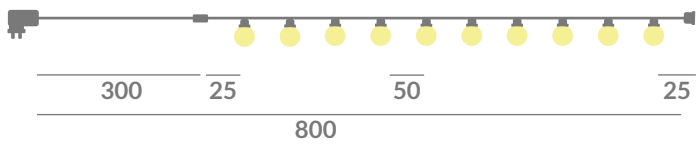
Alba.

A technical diagram of the Aurora lighting system. It shows a horizontal line representing the cable, with 12 yellow dots representing the light fixtures. Below the line, there are markings for dimensions: 300, 25, 50, and 25, with a total length of 800. Below the diagram, there is a section titled "Options" with a sub-section "Light" and two icons: a plug for "Cable" and a battery/solar icon for "Solar &amp; battery". At the bottom, it says "+ Info P. 205" and "Aurora".



A technical diagram of the Alba lighting system. It shows a horizontal line representing the cable, with 12 yellow dots representing the light fixtures. Below the line, there are markings for dimensions: 300, 25, 50, and 25, with a total length of 800. Below the diagram, there is a section titled "Options" with a sub-section "Light" and two icons: a plug for "Cable" and a battery/solar icon for "Solar &amp; battery". At the bottom, it says "+ Info P. 205" and "Alba".





Options

Light



Cable



Solar & battery



+ Info P. 206

Bruna

Bruna.





# Luceo.

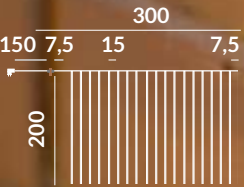
Options

Light

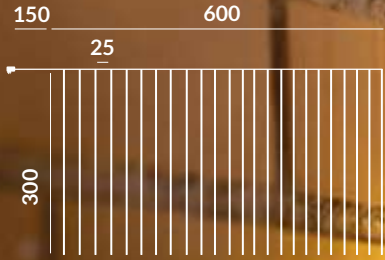


Cable

+ Info P. 206



Luceo 3x2



Luceo 6x3

Options

Light



Cable

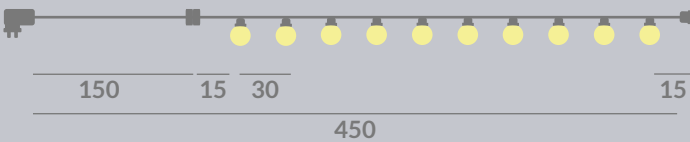


Solar & battery



+ Info P. 206

Stella



# Stella.








Chelsea.

Chelsea

Options  
Light | Cable  
+ Info P. 206

300 25 800 50 25

This advertisement for Chelsea outdoor lighting features a large, close-up photograph of a square, lantern-style light fixture with a dark metal frame and a warm, glowing light. The background is dark and out of focus, showing other similar lights. In the bottom right corner, there is a technical diagram showing a horizontal line with a plug icon at the left end and a series of small light icons along it. Below the line are numerical values: 300, 25, 800, 50, and 25. To the left of the diagram is the Chelsea logo, which consists of a stylized house icon with a light inside and the word 'Chelsea' below it.



Allegra.

Allegra

Options  
Light | Cable  
+ Info P. 205

300 25 500 25

This advertisement for Allegra outdoor lighting features a large, close-up photograph of a string of round, Edison-style light bulbs hanging from a wooden beam. The bulbs are warm and glowing. In the bottom right corner, there is a technical diagram showing a horizontal line with a plug icon at the left end and a series of small light icons along it. Below the line are numerical values: 300, 25, 500, and 25. To the left of the diagram is the Allegra logo, which consists of a stylized light bulb icon and the word 'Allegra' below it. An inset image in the middle left shows a different view of the string lights.





without cables



Made of recyclable materials



# Edy.

Options

Light



Battery



+ Info P. 208

ø12



Edy G125

ø10



Edy A100







# Elba.

## Options

Light | ✕ Battery 

Plants included

+ Info P. 208

ø38,3



10 | 

Elba 39

ø58,3



15 | 

Elba 59

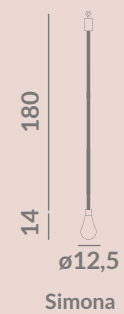


Rechargeable Bulb  
(Battery Version)





# Simona.

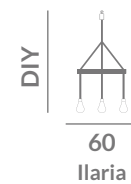


Options  
Light    ✕ Solar & battery + Info P. 210



*without cables*

Options  
Light    ✕ Solar & battery + Info P. 208



# Ilaria.







*without cables*

Chiara.

Options  
Light

☒ Solar & battery

+ Info P. 207



Chiara




Positano.

Options  
Light

☒ Battery

+ Info P. 209



Positano








without cables



# Benirrás.

Options  
Light  Battery   
+ Info P. 207



# Saona.

Options  
Light  Battery   
+ Info P. 210



Light & Deco ~ Portable hang lamps ~ Benirrás / Saona







*without cables*

Calobra.

Reona.

Bossa.

Sisine.



Options

Light

Battery

+ Info P. 207

19

ø38

Calobra

Options

Light

Battery

+ Info P. 210

30,5

ø43,5

Reona

Options

Light

Battery

+ Info P. 207

22

ø35

Bossa

Options

Light

Battery

+ Info P. 210

30,5

ø40

Sisine



# Pianeta.

Options  
Light



Cable  
Battery



+ Info P. 209

ø25



Pianeta 25

ø35



Pianeta 35

ø45



Pianeta 45



Sora.



Bitá.



Norai.

Options  
Light

Battery  
+ Info P. 210



ø24



Sora

Options  
Light

Battery  
+ Info P. 207



ø17,8



Bitá

Options  
Light

Battery  
+ Info P. 209




ø24



Norai








Light & Deco - Portable play- Candela / Kurby / Nómada / Cuby

# Candela.

Options

Light |  Battery 

+ Info P. 203



29 | 


ø20

Candela


# Kurby.

Options

Light |  Play light&music 

Solar & battery 

+ Info P. 214, 204



37 | 


ø27.5

Kurby


# Nómada.

Options

Light |  Play light&music 

Solar & battery 

+ Info P. 214, 204



30 | 

ø19


Nómada

# Cuby.

Options

Light |  Play light&music 


+ Info P. 214

43 | 

43x43

Cuby 45





# Cherry.

Options

Light | Battery Solar & battery

+ Info P. 215


12

ø11

Cherry

3 bulbs in 1








Pepita  
40



Pepita  
wall


Options  
Light |  Solar & battery   
+ Info P. 217

ø58,6  
214,5




Pepita 215

ø32  
44,5




Pepita 40

ø32  
35,9  
36



Pepita wall



*Hybrid  
lamp*



Pepita  
215

Pepita.





Paquita wall

Paquita 215

Paquita 40

Options  
Light

Solar

+ Info P. 216, 217



Paquita.



# Wally.



Made of recyclable materials

Options  
Light



Solar  
Color



+ Info P. 218, 219

12x12



Wally  
square  
12x12x12

12x12



Wally  
pot  
12x12x12

12x18



Wally  
rectangle  
12x12x18

18x18



Wally  
square  
18x18x18

Options  
Light



Solar

+ Info P. 219

ø27



Wally 27  
disk

ø39



Wally 39  
disk





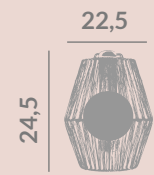
Sisine.



Bossa.



Rechargeable Bulb  
(Battery Version)



Sisine Wall



Bossa Wall



Saona Wall

Options

Light



Battery

+ Info P. 218, 214

Saona.







Claudy.



Petra.



Lola wall.



Buly wall.

Options

Light

50x40

40 x 29

60 x 44

20

20

30

Cloudy hang

Petra 40 hang

Petra 60 hang

+ Info P. 215, 218

Options

Light

20x26

ø20

35

Lola wall



Buly wall



+ Info P. 216, 214






Options

Light

 Cable 

 Solar & battery 

 Floating

 Solar 

+ Info P. 220, 221

|         |         |         |         |         |         |     |
|---------|---------|---------|---------|---------|---------|-----|
| 17      | ø20     | ø30     | ø40     | ø50     | ø60     | ø78 |
| Buly 20 | Buly 30 | Buly 40 | Buly 50 | Buly 60 | Buly 80 |     |

Buly.

Light & Deco ~ Essentials ~ Buly

123



# Petra.



Options

Light

Cable

Solar & battery

Solar

+ Info P. 222

40 x 29

60 x 44

20

30

Petra 40

Petra 60



Cuby.

Options

Light

Cable

Solar & battery

+ Info P. 221, 222

20x20

32x32

40x40

43x43

43x43

20

32

40

43

53

Cuby 20

Cuby 32

Cuby 40

Cuby 45

Cuby 53






Winter &  
Christmas.






# INDOOR COLLECTION


 Ask us and discover our complete Indoor Collection.  
Catalogue available.

- PRODUCTS  
(1) BULY INDOOR (2) AMALFI 80 HANG INDOOR  
(3) SAONA INDOOR (4) LOLA SLIM 30  
(5) SAONA HANG INDOOR (6) LOLA SLIM 180  
(7) SISINE 70 INDOOR





# CHRISTMAS COLLECTION

 Ask us and discover our complete Christmas Collection.  
Catalogue available.

PRODUCTS  
(1) PALLINA GARLAND (2) BIANCA GARLAND  
(3) LUA (4) GIFTY FAMILY (5) SISINE STAR 60  
(6) PINUS FAMILY

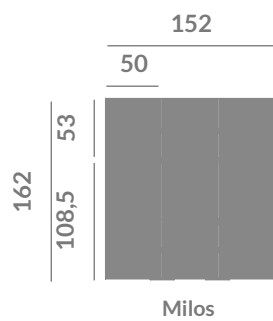




Furniture.








Options  
Nature

+ Info P. 227  
Lights and plants  
not included



Milos.



# Rasa.

Options

Color

+ Info P. 225

37

203x80

Rasa







Furniture ~ Seats ~ Rasa





# Formentera.

Options

- Light |  Cable
-  Solar + Battery 
- Color | 
- Textile accessories

65

164



Formentera








# New Island.



## Options

Light

-  Cable
-  Solar + battery 

Color

- 

+ Info P. 224, 225

|    |   |  |  |
|----|---|--|--|
|    | 210x81.5  | 80x81  | 100x100  |
| 71 |  | 80.5  | 35  |
|    | Jamaica   | Aruba  | Martinica  |





Options

- Light
- Solar & battery

Play light&music

Color



+ Info P. 224, 226

66

77x59

Tarida sit

30

45x59

Tarida tab

66

77x69

Tarida sit arms

# Tarida Set.





# Capri & Mallorca.



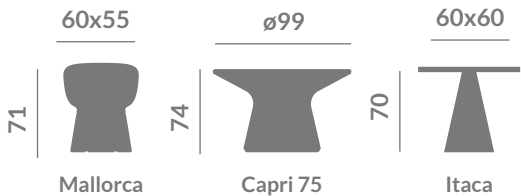
### Options

Light |  Cable  
 Solar + Battery 

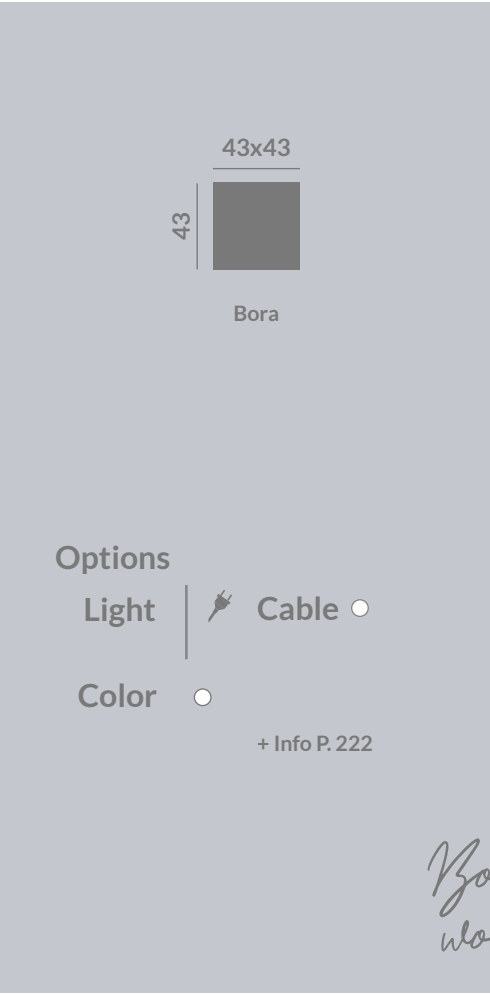
Color | 

+ Info P. 223, 225

Capri cover included  
 Itaca weight stability included











Options

Light |  Cable  Solar + Battery 

Color | •

+ Info P. 227

| 75  | 75  | 75  | 120   |
|---|---|---|---|
|  |  |  |  |
| 118   | 118   | 118   |   |
| Sicilia 75  |   | Sicilia 120   |   |

Sicilia.



Options

Light

Cable

Solar + Battery

Color

+ Info P. 227, 226

Cover included - Shelf not included

119x59


120x59

110

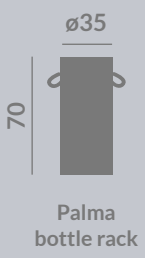
110

Ibiza

Creta













# Palma Bottle Rack



Options  
Light | ✕ Solar + Battery   
Cooler accessory  
available  
+ Info P. 227 



Options  
Light | ✕ Play light&music   
✕ Solar + Battery   
Cooler accessory included  
+ Info P. 228 

# Woody.









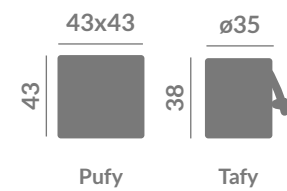
# Pufy&Tafy.



## Options

Color | ☐ ☒

+ Info P. 225, 226



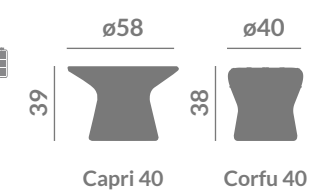
## Options

Light | ☒ Solar + Battery

Color | ☐

+ Info P. 223, 224

Capri cover included



# Capri&Corfu.



Flowerpots.







# Olivo.

Flowerpots ~ Olivo



Options

Color



+ Info P. 237, 238



Olivo 50



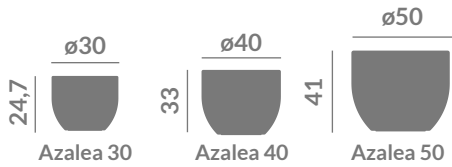
Olivo High



Olivo Large



Options  
Color | ○ ● ● ● ●  
+ Info P. 228, 229



# Azalea.



AZALEA 30

Flowerpots ~Azalea



# Hortensia.



## Options

Color | ○ ● ● ● ● ● ● ●

+ Info P. 232, 233

ø30



Hortensia 30

ø40



Hortensia 40

ø40



Hortensia 40  
high

ø50



Hortensia 50

ø80



Hortensia 80

## Lift Accessory

Available only for Hortensia 30 ● ●



HORTENSIA 40





Options

Light

Cable
 Solar & battery

Color

☐ ☒ ☐ ☐ ☐

+ Info P. 234, 235

29

ø30

Magnolia 30

43

ø45

Magnolia 45

57

ø57

Magnolia 60

76

ø80

Magnolia 80

114

ø120

Magnolia 120

152

ø160

Magnolia 160

big size XXL



# Magnolia.





# Melisa.



MELISA 30



MELISA 50



MELISA 40



## Options




Light |  Cable  
 Solar & battery 





Color |       
+ Info P. 236

|           |           |           |
|-----------|-----------|-----------|
| 30x30     | 40x40     | 50x50     |
| 58        | 90        | 110       |
| Melisa 30 | Melisa 40 | Melisa 50 |




Options


Light |  Cable  
 Solar & battery 

Color |    

+ Info P. 231



59  
Ficus 60



79  
Ficus 80

# Ficus.






FICUS 60









BAMBU 70




Options


Light |  Cable  
 Battery 

Color |     

Cooler accesory   
+ Info P. 229



70  
Bambú 70



90  
Bambú 90

# Bambú.







# Jara.

Options

Color | ☐ ☒ ☐ ☐ ☐ ☐

+ Info P. 233, 234

32 | 100x35

Jara 100x35

36 | 100x40

Jara 100x40

# Junco.

Options

Light | ☒ Cable ☒ Solar & battery ☐

Color | ☐ ☒ ☐ ☐ ☐

+ Info P. 234

80 | 80x32

Junco 80

173



# Narciso.



NARCISO 60



NARCISO 40



Options

Light ☒ Cable ☒ Solar & battery ☐

Color ☐ ☒ ☐ ☐ ☐ ☐ ☐ ☐

+ Info P. 236, 237

|    |            |            |
|----|------------|------------|
| 32 | 35x35      | 40x40      |
|    |            |            |
|    | Narciso 35 | Narciso 40 |
| 45 | 49x49      | 59x59      |
|    |            |            |
|    | Narciso 50 | Narciso 60 |

Options

Light ☒ Cable ☒ Solar & battery ☐

+ Info P. 238

|    |          |
|----|----------|
| 70 | ø35      |
|    |          |
|    | Palma 70 |

# Palma.



# Gerbera.

GERBERA 33



GERBERA 45



## Options

Color | ☐ ☐ ☒ ☐ ☐ ☐ ☐  
+ Info P. 231, 232



# Camelia.



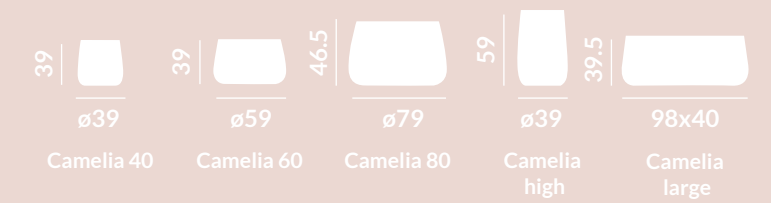
Flowerpots ~ Gerbera / Camelia



## Options

Light | Cable  
 Solar & battery

Color | ☒ ☐ ☐ ☐ ☐  
+ Info P. 229, 230







# Violeta.

Options


- Light
-  Cable

 Solar & battery 

Color     

+ Info P. 238, 239

33  
  
Violeta 30

43  
  
Violeta 40

60  
  
Violeta 55



[www.newgarden.es](http://www.newgarden.es)



**Technical  
Data.**



# Technical Data.

|                             |
|-----------------------------|
| 1. Materials                |
| 2. Polyethylene Textures    |
| 3. Colours & Finishes       |
| 4. Use according to IP      |
| 5. Lighting System          |
| 6. Glossary                 |
| 7. Measurement & References |
| .Lighting                   |
| . Floor lamps               |
| . Decorative                |
| . Garlands                  |
| . Portable Hanging lamps    |
| . Table Lamps               |
| . Speakers                  |
| . Functional                |
| . Essentials                |
| .Furniture                  |
| . Tables                    |
| . Seats                     |
| . Bar                       |
| . Flowerpots                |

# I. Materials.

|               | MATERIAL  | FIND IT AT:   |
|---------------|---|---|
| Plastic       | Polyethylene (PE)   | It is mainly found in products manufactured by rotational moulding. |
|               | ABS   | Enoki, Chiara, Norai, Bitá, Sora                                    |
|               | PVC   | Covering of the garlands bulbs, Luceo, Cherry                       |
|               | Silicone  | Rocket 20, Panchito   |
|               | Polyamide   | Nómada  |
|               | PP Difusor  | Lola Slim 30, Lola 20, Wally family                                 |
|               | Recycled Plastic  | Greta, Gretita, Candy, Edy, Wally                                   |
| Metal         | Painted Iron  | Chloe Plant, Lola slim, Amalfi, Niza, Bruna, Siroco, Hortensia Lift |
|               | Aluminium   | Cooler  |
|               | Steel   | Weight Paquita, Pepita & Fity                                       |
| Organic       | Phenolic Compounds  | Itaca, Creta accesory   |
|               | Bamboo*   | Reona, Ilaria, Tarida Arms, Hiamá, Okinawa                          |
|               | Rattan*   | Amalfi, Bossa, Calobra, Saona, Santorini                            |
|               | Jute*   | Allegra, Aurora garlands  |
|               | Seagrass *  | Benirrás, Positano, Sisine, Niza, Milos                             |
|               | Beechwood *   | Chloe, Rocket family  |
|               | Esparto *   | Alba  |
| Glass         | Glass   | Chiara, Ilaria, Simona Bulbs  |
| Fabric        | Composition: 80% PVC 18% PES 2% PU                                  | Formentera Mattres & Pillow, Tarida Sit                             |
| Vegan Leather | Synthetic leather. Polyurethane.*                                   | Kurby, Woody  |
| Ceramic       |   | Bora marble   |
| Methacrylate  | PMMA: High resistance to external aggressions<br>Non-porous surface | Creta, Ibiza, Tarida tab, Capri family, Sicilia.<br>Lola 20 Lux     |

Some products may have a combination of several materials, in which case we will refer to the predominant material of the product.

(\*)For the proper maintenance, it is advisable to protect them form rain, direct exposure to the sun and sudden changes in temperatures. Bamboo, rattan beechwood or seaweed are natural materials, reason why changes of colour or cracks can happen. If they are going to be exposed to natural elements, it is recommended to protect them regularly with some oil or varnish appropriate for each specific material, so the protection to rain and UVA rays will be prolonged and the life of the product can be extended. To clean them up, use a cloth or a brush to remove dust and rub gently with a slightly moistened sponge.



## 2. Polyethlyne Textures.

Newgarden's products made of polyethylene have a visually smooth and softly granulated finish that is very pleasant to the touch.



**SMOOTH TEXTURE**  
Polyethylene

The rustic finish can be found in a very specific selection of flowerpots.



**RUSTIC TEXTURE**  
Polyethylene

## 3. Colours & Finishes.

### TRANSLUCENT POLYETHYLENE & ABS



**TRANSLUCENT WHITE**  
Polyethylene



**TRANSLUCENT LIME**  
Polyethylene

### OPAQUE polyethylene



**OPAQUE WHITE**  
Polyethylene



**OPAQUE BLACK**  
Polyethylene



**OPAQUE BRONZE**  
Polyethylene



**OPAQUE ANTHRACITE**  
Polyethylene



**OPAQUE TERRACOTTA**  
Polyethylene



**OPAQUE TAUPE**  
Polyethylene

### Other materials



**OPAQUE GLOSSY WHITE**  
ABS



**OPAQUE GLOSSY BLACK**  
ABS



**OPAQUE WHITE**  
Metal



**OPAQUE MINT**  
Metal



**OPAQUE BRASS**  
Metal



**OPAQUE ROSE GOLD**  
Metal



**OPAQUE SPACE GREY**  
Metal



**OPAQUE ANTHRACITE**  
Metal



**OPAQUE LIME**  
Metal



**OPAQUE WOOD EFFECT**  
Metal



**OPAQUE GREY**  
ABS



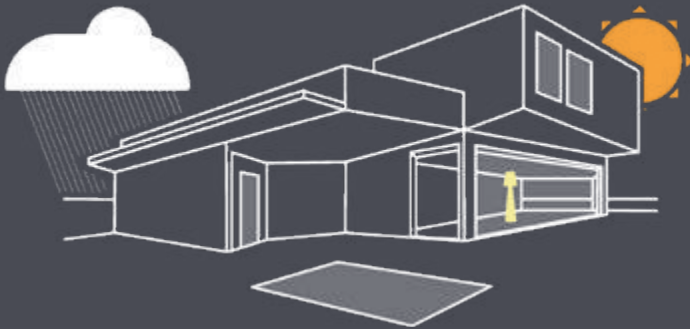
**OPAQUE BEIGE**  
ABS

## 4. Use according to IP

Here you can find information about the possible uses of Newgarden's products according to their IP (index of protection of the electrical or electronic system against external agents)



Newgarden's products with IP20 can only be used indoors, the electrical system, switches or cables must be protected from direct contact with water. Note that, although the product is made of Polyethylene, which is resistant to the outside, the electrical system is designed for **indoor use only**.



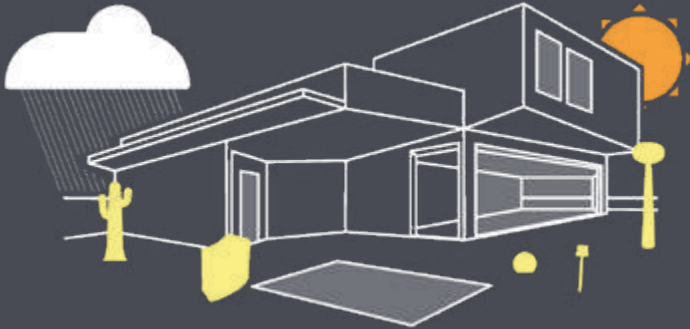
Newgarden's products with IP 43 / 44 can be used outdoors, it is protected against dust and weak and very moderate rain. **If these product also has accessories made of natural fibres, wood or metal parts, it is advisable to protect it from direct contact with water and humidity.** Store in a dry place after use. In the event of rain or very adverse weather conditions, it should be protected from the elements to avoid future problems.



Newgarden's products with IP 54 **can be used outdoors, as they are protected against dust and light rain.** If these product also has accessories made of natural fibres, wood or metal parts, it is advisable to protect it from direct contact with water and humidity. Store in a dry place after use. In case of rain or very adverse weather conditions it must be protected from the weather to avoid future problems.



Newgarden's products with IP 65 **can be used outdoors, they are airtight against dust and rain. If these product also has accessories made of natural fibres, wood or metal parts, it is advisable to protect it from direct contact with water and humidity.** Store in a dry place after use. In case of rain or very adverse weather conditions it must be protected from the weather to avoid future problems.



Newgarden's products with IP 68 can be used outdoors, they are airtight against dust and rain. **They are also floating (not submersible) so they can be used in the pool.** In case of very adverse weather conditions they must be protected from the elements to avoid future problems.





# 5. Lighting System

CABLE



## CABLE OUTDOOR USE | LIGHT BULB

- FEATURES
- White LED light Bulb 6500K(INCLUDED)
  - IP65 Outdoor & indoor use



## CABLE OUTDOOR USE | LIGHT TUBE

- FEATURES
- White LED light Tube 6500K(INCLUDED)
  - IP65 Outdoor & indoor use



## JUTE CABLE OUTDOOR USE | LIGHT TUBE

- FEATURES
- White LED light Tube 6500K(INCLUDED)
  - IP65 Outdoor & indoor use



\* LED white light Tube 2700K(INCLUDED) Aviable



## JUTE CABLE OUTDOOR USE | LIGHT BULB

- FEATURES
- LED light bulb range 2700 to 6500K (warm, cold and neutral) (INCLUDED)
  - Remote control(INCLUDED)
  - Dimmable - Adjustable light intensity and temperature
  - IP65 Outdoor & indoor use



## JUTE CABLE OUTDOOR USE | INTEGRATED LIGHT

- FEATURES
- Warm LED light 4000K(INTEGRATED)
  - Touch control
  - Dimmable - Adjustable light intensity
  - IP44 Outdoor & indoor use



## BRUNA CABLE OUTDOOR USE | INTEGRATED LIGHT BULB

- FEATURES
- Warm LED light 3000K(INTEGRATED)
  - IP44 Outdoor & indoor use









## TRANSPARENT CABLE

INDOOR USE | LIGHT BULB

- FEATURES
-  Warm LED light 2700K(INCLUDED)

 Hand switch


**IP20** Indoor use








## GARLANDS CABLE

OUTDOOR USE | LIGHT BULB

- FEATURES
-  Warm LED light 2700K(INCLUDED)

 Connect multiple garlands


**IP44** Outdoor & indoor use






## GARLANDS CABLE

OUTDOOR USE | RGB LIGHT

- FEATURES
-  RGB LED light bulb 2700K(INTEGRATED)

 Remote control (INCLUDED)


**IP44** Outdoor & indoor use





## GARLAND TRANSPARENT CABLE

OUTDOOR USE | INTEGRATED LIGHT

- FEATURES
-  Warm LED light 2700K(INTEGRATED)

 Connect multiple garlands


**IP44** Outdoor & indoor use





## GARLAND TRANSPARENT CABLE

OUTDOOR USE | INTEGRATED LIGHT

- FEATURES
-  Warm LED light 2700K(INTEGRATED)


**IP44** Outdoor & indoor use






## GARLANDS JUTE CABLE

OUTDOOR USE | LIGHT BULB

- FEATURES
-  Warm LED light 2700K(INCLUDED)

 Connect multiple garlands


**IP44** Outdoor & indoor use






## SOLAR + RECHARGEABLE BATTERY

INDOOR & OUTDOOR USE

- FEATURES
-  Warm LED light 3000K(INTEGRATED)


 Twilight sensor


**IP65** Outdoor use






## SOLAR + RECHARGEABLE BATTERY

-  Warm LED light Bulb 2700 (INCLUDED)

 Remote control(INCLUDED)

 Dimmable - Adjustable light intensity

**IP54** Outdoor & indoor use

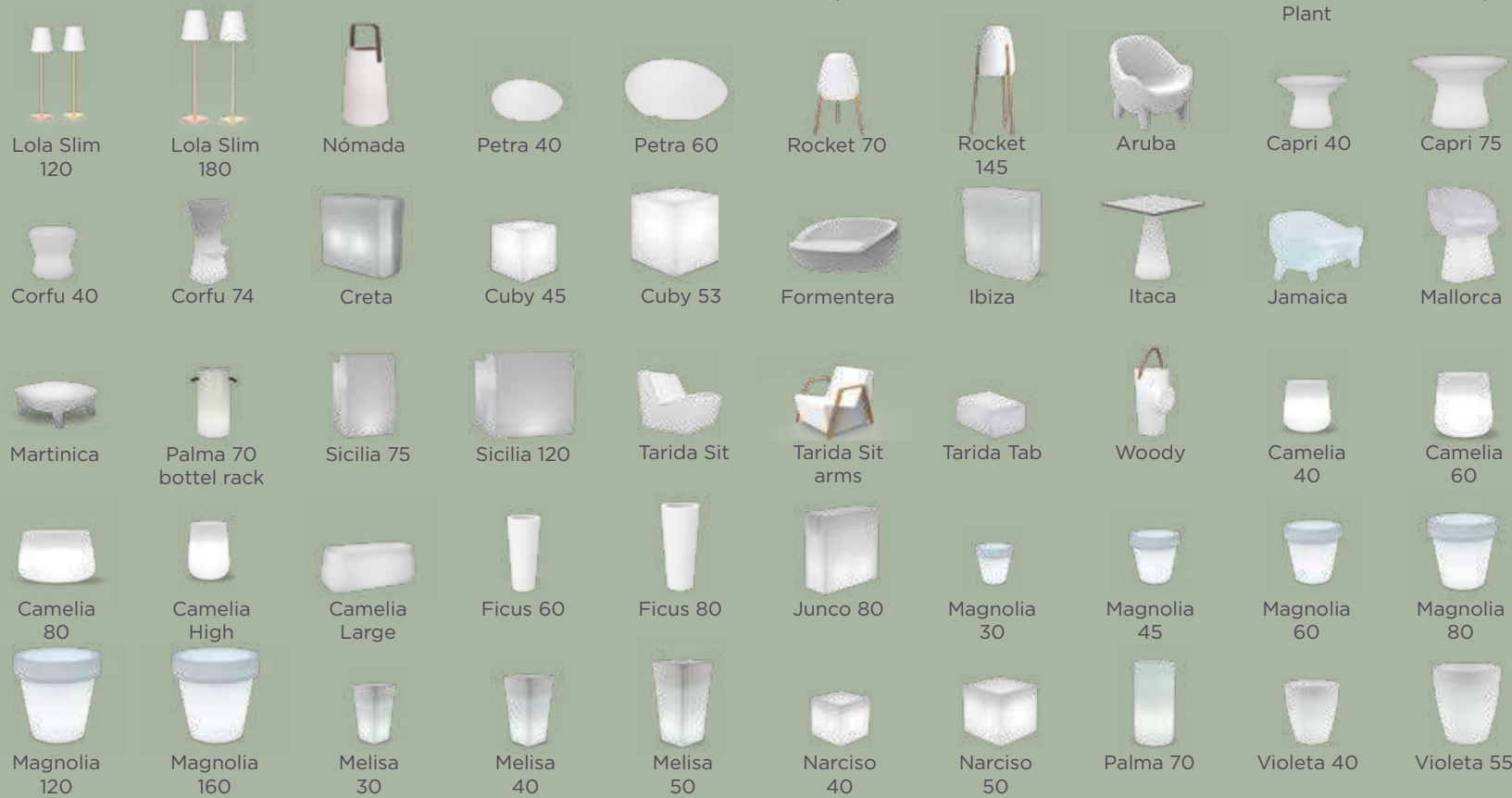






## SOLAR + RECHARGEABLE BATTERY INDOOR & OUTDOOR USE

- RGB LED light Bulb (INCLUDED)
- Integrated LED light range 2700 to 6500K (warm, cold and neutral) (INCLUDED)
- Remote control (INCLUDED)
- Twilight sensor
- Dimmable - Adjustable light intensity
- IP65 — Outdoor & indoor use



Buly 20 / 30 / 40  
Floating, Non sumersible



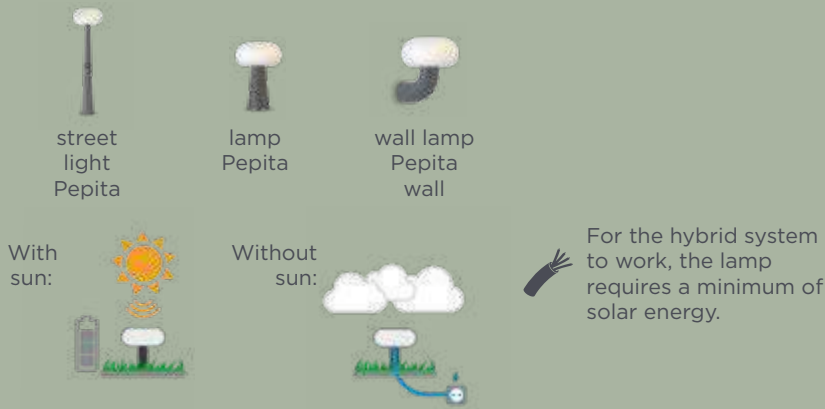
## SOLAR + RECHARGEABLE BATTERY INDOOR & OUTDOOR USE

- Warm LED light Bulb 2700 (INCLUDED)
- Twilight sensor
- IP44 — Outdoor & indoor use



## SOLAR HYBRID OUTDOOR USE | INTEGRATED LIGHT

- Solar Charge & power supply
- Warm LED light Bulb 4000K (INTEGRATED)
- Remote control (INCLUDED)
- Twilight sensor
- Motion sensor
- IP65 — Outdoor use



## SOLAR OUTDOOR USE | INTEGRATED LIGHT

- Only solar charge
- Warm LED light Bulb 4000K (INTEGRATED)
- Remote control (INCLUDED)
- Twilight sensor
- Motion sensor
- IP65 — Outdoor & indoor use



## SOLAR OUTDOOR USE | INTEGRATED LIGHT GRETITA & WALLY

- Solar charge only
- Warm LED light Bulb 3500K (INTEGRATED)
- Twilight sensor
- IP65 — Outdoor & indoor use











## SOLAR

OUTDOOR USE | INTEGRATED LIGHT WALLY




- FEATURES
-  Only solar charge
  -  Warm LED light Bulb 4000K (INTEGRATED)
  -  Twilight sensor
  -  Motion sensor
  - IP65** Outdoor & indoor use






## SOLAR

OUTDOOR USE | INTEGRATED LIGHT HIAMA





- FEATURES
-  Only solar charge
  -  Flame LED effect Bulb 1700K (INTEGRATED)
  -  Twilight sensor
  - IP65** Outdoor & indoor use





## SOLAR AUTOMATIC

OUTDOOR USE | INTEGRATED LIGHT

- FEATURES
-  Solar charge only
  -  White LED light Bulb 6500K (INCLUDED)
  -  Twilight sensor
  -  Floating, Non submersible
  - IP68** Outdoor & indoor use






# RECHARGEABLE BATTERY



## RECHARGEABLE BATTERY

INDOOR & OUTDOOR USE | PANCHITO & ROCKET




- FEATURES
-  Warm LED light Bulb 2700K (INCLUDED)
  -  Tapping control
  -  Dimmable - Adjustable light intensity
  - IP43** Outdoor & indoor use





## RECHARGEABLE BATTERY

INDOOR & OUTDOOR USE | CHERRY BULB




- FEATURES
-  Warm LED light Bulb 2700K (INCLUDED)
  -  Remote control(INCLUDED)
  -  Dimmable - Adjustable light intensity
  - IP54** Outdoor & indoor use






## RECHARGEABLE BATTERY

INDOOR & OUTDOOR USE | LIGHT BULB




- FEATURES
-  Integrated LED light range 2700 to 6500K (warm, cold and neutral) (INCLUDED)
  -  Remote control(INCLUDED)
  -  Dimmable - Adjustable light intensity and temperature
  - IP65** Outdoor & indoor use





## RECHARGEABLE BATTERY

INDOOR & OUTDOOR USE |

- FEATURES
-  Warm LED light bulb 2700K/3000K (INCLUDED)
  -  Touch control
  -  Dimmable - Adjustable light intensity
  - IP44** Outdoor & indoor use







RECHARGEABLE BATTERY INDOOR & OUTDOOR USE | RGB LIGHT TUBE

- FEATURES
- RGB LED light Tube (INCLUDED)
  - Remote control(INCLUDED)
  - Dimmable - Adjustable light intensity and temperature
  - IP54 Outdoor & indoor use



RECHARGEABLE BATTERY INDOOR & OUTDOOR USE | LIGHT BULB

- FEATURES
- RGB LED light Bulb (INCLUDED)
  - Integrated LED white light Bulb (INCLUDED)
  - Remote control (INCLUDED)
  - Dimmable - Adjustable light intensity
  - IP65 Outdoor & indoor use



RECHARGEABLE BATTERY INDOOR & OUTDOOR USE | EDY

- FEATURES
- Warm LED light Bulb 2700K (INCLUDED)
  - Remote control(INCLUDED)
  - Dimmable - Adjustable light intensity
  - IP54 Outdoor & indoor use



RECHARGEABLE BATTERY INDOOR & OUTDOOR USE | CANDY

- FEATURES
- Flame LED effect Bulb (INTEGRATED)
  - Integrated warm LED light Bulb (INTEGRATED)
  - Remote control (INCLUDED)
  - Dimmable - Adjustable light intensity
  - IP54 Outdoor & indoor use



RECHARGEABLE BATTERY INDOOR & OUTDOOR USE | LOLA 20 BATTERY

- FEATURES
- RGB LED light Bulb (INTEGRATED)
  - White LED light Bulb (INTEGRATED)
  - Touch control
  - IP43 Outdoor & indoor use



REPLACEABLE BATTERIES INDOOR USE | LOLA 20 AAA

- FEATURES
- RGB LED light Bulb (INTEGRATED)
  - Smooth mode only - automatic change of colours
  - Indoor use
  - IP20



WALL OUTDOOR USE | BULB LIGHT NOT INCLUDED

- FEATURES
- Installation required
  - E27 light bulb base
  - IP44 Outdoor use & indoor use





# PLAY: LIGHT & MUSIC



## PLAY: LIGHT & MUSIC RECHARGEABLE BATTERY

INDOOR & OUTDOOR USE | INTEGRATED LIGHT & SPEAKERS

### FEATURES

- Integrated Speakers
- Bluetooth connection
- RGB LED light Bulb (INCLUDED)
- Integrated White LED bulb
- Remote control (INCLUDED)
- Dimmable - Adjustable light intensity
- IP43 — Outdoor & indoor use



Cuby 45



Kurby



Nómada



Tarida  
tab



Woody

# HANG



## HANG OUTDOOR USE | BULB LIGHT NOT INCLUDED

### FEATURES

- Installation required
- E27 bulb cap
- IP44 — Outdoor use & indoor use



Claudy



Petra 40  
hang



Petra 60  
hang



## HANG OUTDOOR USE | BULB LIGHT INCLUDED

### FEATURES

- Installation required
- Integrated LED light range 2700 to 6500K (warm, cold and neutral) (INCLUDED)
- Remote control(INCLUDED)
- Dimmable - Adjustable light intensity and temperature
- IP44 — Outdoor use & indoor use



Pianeta  
25



Pianeta  
35



Pianeta  
45

## 6. Glossary.



**COLD LIGHT**  
LUZ FRÍA



**RGB LIGHT**  
LUZ RGB



**WARM LIGHT**  
LUZ CÁLIDA



**WARM PORTABLE RECHARGEABLE  
LIGHT BULB**  
BOMBILLA RECARGABLE PORTÁTIL LÚZ  
CÁLIDA



**LED TUBE**  
TUBO LED



**FLAME EFFECT LED LIGHT**  
LUZ LED EFECTO LLAMA



**REMOTE CONTROL**  
MANDO A DISTANCIA



**DIMMER**  
DIMABLE



**TWILIGHT SENSOR**  
SENSOR CREPUSCULAR



**MOTION SENSOR**  
SENSOR DE MOVIMIENTO



**ELECTRIC CHARGE (DRIVER NOT  
INCLUDED)**  
CARGA ELÉCTRICA (DRIVER DE CARGA  
NO INCLUIDO)



**HANGING**  
COLGANTE



**INTEGRATED SPEAKER**  
ALTAVOZ INTEGRADO



**FLOATING (NON SUBMERSIBLE)**  
FLOTANTE (NO SUMERGIBLE)



**TOUCH CONTROL**  
CONTROL TÁCTIL



**MADE OF RECYCLED MATERIALS**  
FABRICADO CON MATERIALES  
RECICLADOS



**ARTIFICIAL PLANTS INCLUDED**  
PLANTAS ARTIFICIALES INCLUIDAS



**PLANTATION VOLUME**  
VOLUMEN DE PLANTACIÓN

This technical catalogue is subject to periodic updates, the measurements or finishes may vary in future revisions.



# 7. Measurement & References.

FLOOR LAMPS \_\_\_\_\_ P 198  
DECORATIVE \_\_\_\_\_ P 203

GARLANDS \_\_\_\_\_ P 205  
PORTABLE HANG\_\_ P 207

TABLE LAMPS \_\_\_\_\_ P 211  
SPEAKERS \_\_\_\_\_ P 214

FUNCTIONAL \_\_\_\_\_ P 214  
ESSENTIAL \_\_\_\_\_ P 220

## FLOOR LAMPS

### AMALFI | NATURE COLLECTION

OPTIONS

Rechargeable Battery | Indoor & outdoor use | Black colour

+ Cherry bulb included

Packaging: 57 x 64 x 51,5 cm | Gross Weight (Packaged Weight): 8,36kg

Im

REFERENCES

900

LUMAMA145BXWLNW

### CARMEN 110

OPTIONS

Rechargeable Battery | Indoor & outdoor use

Cable | Indoor & outdoor use

Packaging: 31,5 x 31,5 x 112,5 cm | Gross Weight (Packaged Weight): 4,5kg | Floor anchorage included.

Im

REFERENCES

360

LUMCR110WLNW

1.600

LUMCR110OFNW

### CARMEN 165

OPTIONS

Rechargeable Battery | Indoor & outdoor use

Cable | Indoor & outdoor use

Packaging: 46,4 x 46,4 x 165,5 cm | Gross Weight (Packaged Weight): 9,5kg | Floor anchorage included.

Im

REFERENCES

415

LUMCR165WLNW

2.000

LUMCR165OFNW

### CHLOE 140

OPTIONS

Solar & Rechargeable Battery | Indoor & outdoor use

Cable Jute | IN&OUT Indoor & Outdoor use

Packaging: 31,6 x 46 x 123 cm | Gross Weight (Packaged Weight): 5,2 kg

Im

REFERENCES

600

LUMCHL140SSNW

860

LUMCHL140INOUTNW

GLOSSARY This technical catalogue is subject to periodic updates, the measurements or finishes may vary in future revisions.

White light (included) Warm light (included) RGB light (included) Warm light portable rechargeable battery (included) Led tube lighting (included) Led light flame effect Twilight sensor Motion sensor Electric charge (driver not included) Remote control (included) Dimmable Hanging product Floating, not submersible Integrated speakers Touch control Volumen of the plantation area **IP** Indicates the level of protection of the electrical or electronic equipment against the entry of external agents: dust or water Made of recyclable materials Artificial plants included

### CHLOE PLANT

OPTIONS

Solar & Rechargeable Battery | Indoor & outdoor use | Wood colour

IP65 LED TUBE

Packaging: 45,5 x 45,5 x 45,5 cm | Gross Weight (Packaged Weight): 13,5kg

Im

REFERENCES

600

LUMCHLPLTSSNW

### FITY 100

OPTIONS

Rechargeable Battery | Indoor & outdoor use

Cable Jute | Indoor & outdoor use

Cable Jute | Indoor & outdoor use

Packaging: 19,5 x 19,5 x 105 cm | Gross Weight (Packaged Weight): 4,7kg | Weight stability included.

Im

REFERENCES

360

LUMFT100TWLNW

1.400

LUMFT100OFNW

1.400

LUMFT100OCNW

### FITY 160

OPTIONS

Rechargeable Battery | Indoor & outdoor use

Cable Jute | Indoor & outdoor use

Cable Jute | Indoor & outdoor use

Packaging: 19,5 x 19,5 x 165 cm | Gross Weight (Packaged Weight): 6,2kg | Weight stability included.

Im

REFERENCES

415

LUMFT160TWLNW

2.000

LUMFT160OFNW

2.000

LUMFT160OCNW

### FREDO 140

OPTIONS

Rechargeable Battery | Indoor & outdoor use

Cable | Indoor & outdoor use

Packaging: 39 x 39 x 140 cm | Gross Weight (Packaged Weight): 6kg | Floor anchorage included.

Im

REFERENCES

360

LUMFD140TWLNW

1.800

LUMFD140OFNW

### FREDO 170

OPTIONS

Rechargeable Battery | Indoor & outdoor use

Cable | Indoor & outdoor use

Packaging: 48 x 48 x 170 cm | Gross Weight (Packaged Weight): 8,5kg | Floor anchorage included.

Im

REFERENCES

415

LUMFD170WLNW

2.000


LUMFD170OFNW

GLOSSARY This technical catalogue is subject to periodic updates, the measurements or finishes may vary in future revisions.

White light (included) Warm light (included) RGB light (included) Warm light portable rechargeable battery (included) Led tube lighting (included) Led light flame effect Twilight sensor Motion sensor Electric charge (driver not included) Remote control (included) Dimmable Hanging product Floating, not submersible Integrated speakers Touch control Volumen of the plantation area **IP** Indicates the level of protection of the electrical or electronic equipment against the entry of external agents: dust or water Made of recyclable materials Artificial plants included









GRACE 140



Dimensions (cm)

Options

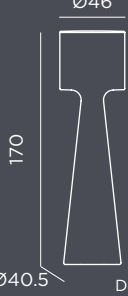
|   |   |   |   |          |       |              |
|---|---|---|---|----------|-------|--------------|
|  | Rechargeable Battery   Indoor & outdoor use |  |  | LED TUBE | 390   | LUMGC140WLNW |
|  | Cable   Indoor & outdoor use                |  |  | LED TUBE | 1.800 | LUMGC140OFNW |

Packaging: 38 x 38 x 140 cm | Gross Weight (Packaged Weight): 6,5kg | Floor anchorage included.

Im







REFERENCES

GRACE 170



Dimensions (cm)

Options


|   |   |   |   |          |       |              |
|---|---|---|---|----------|-------|--------------|
|  | Rechargeable Battery   Indoor & outdoor use |  |  | LED TUBE | 415   | LUMGC170WLNW |
|  | Cable   Indoor & outdoor use                |  |  | LED TUBE | 2.000 | LUMGC170OFNW |

Packaging: 46 x 46 x 170 cm | Gross Weight (Packaged Weight): 8,5kg | Floor anchorage included.

Im







REFERENCES

KONIKA 170



Dimensions (cm)

Options


|   |   |   |   |          |       |               |
|---|---|---|---|----------|-------|---------------|
|  | Rechargeable Battery   Indoor & outdoor use |  |  | LED TUBE | 415   | LUMKNI170WLNW |
|  | Cable   Indoor & outdoor use                |  |  | LED TUBE | 2.000 | LUMKNI170OFNW |

Packaging: 45,8 x 45,8 x 171 cm | Gross Weight (Packaged Weight): 7,5kg | Floor anchorage included.

Im







REFERENCES

LOLA 110



Dimensions (cm)

Options


|   |   |   |   |          |       |              |
|---|---|---|---|----------|-------|--------------|
|  | Rechargeable Battery   Indoor & outdoor use |  |  | LED TUBE | 360   | LUMLL110WLNW |
|  | Cable   Indoor & outdoor use                |  |  | LED TUBE | 1.600 | LUMLL110OFNW |

Packaging: 26,5 x 26,5 x 111,5 cm | Gross Weight (Packaged Weight): 3,5kg | Floor anchorage included.

Im







REFERENCES

LOLA 165



Dimensions (cm)

Options



















|   |   |   |   |          |       |              |
|---|---|---|---|----------|-------|--------------|
|  | Rechargeable Battery   Indoor & outdoor use |  |  | LED TUBE | 415   | LUMLL165WLNW |
|  | Cable   Indoor & outdoor use                |  |  | LED TUBE | 2.000 | LUMLL165OFNW |

Packaging: 45,5 x 45,5 x 166 cm | Gross Weight (Packaged Weight): 10,25kg | Floor anchorage included.


Im

REFERENCES

GLOSSARY This technical catalogue is subject to periodic updates, the measurements or finishes may vary in future revisions.




 White light (included)  Warm light (included)  RGB light (included)  Warm light portable rechargeable battery (included)  Led tube lighting (included)  Led light flame effect  Twilight sensor  Motion sensor  Electric charge (driver not included)  Remote control (included)  Dimmable  Hanging product  Floating, not submersible  Integrated speakers  Touch control  Volumen of the plantation area **IP** Indicates the level of protection of the electrical or electronic equipment against the entry of external agents: dust or water  Made of recyclable materials  Artificial plants included

LOLA 200



Dimensions (cm)

Options

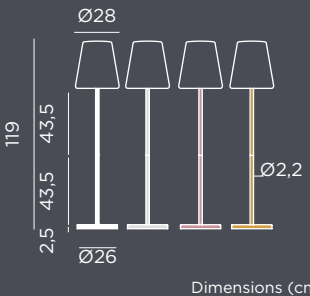
|   |                              |   |   |          |       |              |
|---|------------------------------|---|---|----------|-------|--------------|
|  | Cable   Indoor & outdoor use |  |  | LED TUBE | 2.200 | LUMLL200OFNW |
|---|------------------------------|---|---|----------|-------|--------------|

Packaging: 55,5 x 55,5 x 200,5 cm | Gross Weight (Packaged Weight): 12,5kg | Floor anchorage included.

Im

























REFERENCES

LOLA SLIM 120



Dimensions (cm)

Options

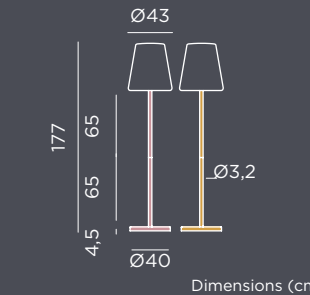
|   |   |   |   |                   |   |   |      |   |     |                 |
|---|---|---|---|-------------------|---|---|------|---|-----|-----------------|
|  |  | Solar & Rechargeable Battery   Indoor & outdoor use |  | Rose gold colour  |  |  | IP65 |  | 600 | LUMLLS120RGSSNW |
|  |  | Solar & Rechargeable Battery   Indoor & outdoor use |  | Brass colour      |  |  | IP65 |  | 600 | LUMLLS120BRSSNW |
|  |  | Solar & Rechargeable Battery   Indoor & outdoor use |  | Space grey colour |  |  | IP65 |  | 600 | LUMLLS120GESSNW |
|  |  | Solar & Rechargeable Battery   Indoor & outdoor use |  | Anthracite colour |  |  | IP65 |  | 600 | LUMLLS120ANSSNW |

Packaging: 39 x 39 x 39,5 cm | Gross Weight (Packaged Weight): 7kg | Weight stability included. .

Im























REFERENCES

LOLA SLIM 180



Dimensions (cm)

Options

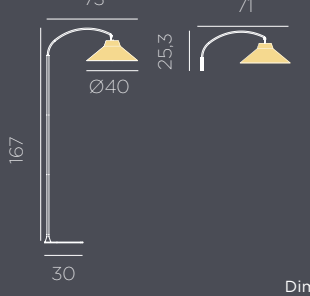
|   |   |   |   |                  |   |   |      |   |     |                    |
|---|---|---|---|------------------|---|---|------|---|-----|--------------------|
|  |  | Solar & Rechargeable Battery   Indoor & outdoor use |  | Rose gold colour |  |  | IP65 |  | 800 | LUMLLS180RGSSNW    |
|  | Jute  | Cable Jute   IN&OUT Indoor & outdoor use            |  | Rose gold colour |  |  | IP65 |  | 860 | LUMLLS180GINOUTNW  |
|  |  | Solar & Rechargeable Battery   Indoor & outdoor use |  | Brass colour     |  |  | IP65 |  | 800 | LUMLLS180BRSSNW    |
|  | Jute  | Cable Jute   IN&OUT Indoor & outdoor use            |  | Brass colour     |  |  | IP65 |  | 860 | LUMLLS180BRINOUTNW |

Packaging: 47 x 54 x 57,5 cm | Gross Weight (Packaged Weight): 19,65kg | Weight stability included.

Im






REFERENCES


NIZA 165 | NATURE COLLECTION



Dimensions (cm)

Options

|   |   |   |              |   |   |      |   |     |                 |
|---|---|---|--------------|---|---|------|---|-----|-----------------|
|  | Rechargeable Battery   Indoor & outdoor use |  | Black colour |  |  | IP54 |  | 900 | LUMNIZ165NXWLNW |
|---|---|---|--------------|---|---|------|---|-----|-----------------|

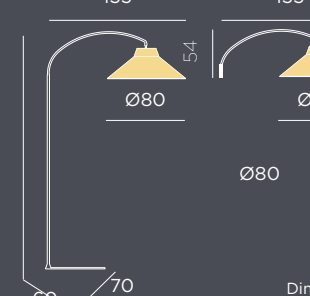
+  Cherry bulb included

Packaging: 46,5 x 41 x 26,5 cm | Gross Weight (Packaged Weight): 6,4kg.

Im






REFERENCES


NIZA 230| NATURE COLLECTION



Dimensions (cm)

Options

|   |   |   |              |   |   |      |   |     |                 |
|---|---|---|--------------|---|---|------|---|-----|-----------------|
|  | Rechargeable Battery   Indoor & outdoor use |  | Black colour |  |  | IP54 |  | 900 | LUMNIZ230BXWLNW |
|---|---|---|--------------|---|---|------|---|-----|-----------------|



















+  Cherry bulb included

Packaging: 82,5 x 92,5 x 46,5 cm | Gross Weight (Packaged Weight): 24,3kg.

Im

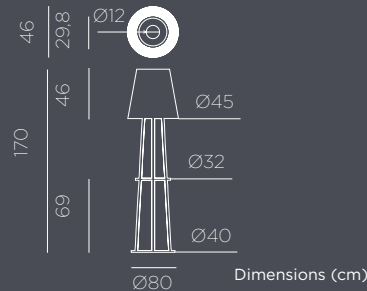
REFERENCES

GLOSSARY This technical catalogue is subject to periodic updates, the measurements or finishes may vary in future revisions.

 White light (included)  Warm light (included)  RGB light (included)  Warm light portable rechargeable battery (included)  Led tube lighting (included)  Led light flame effect  Twilight sensor  Motion sensor  Electric charge (driver not included)  Remote control (included)  Dimmable  Hanging product  Floating, not submersible  Integrated speakers  Touch control  Volumen of the plantation area **IP** Indicates the level of protection of the electrical or electronic equipment against the entry of external agents: dust or water  Made of recyclable materials  Artificial plants included



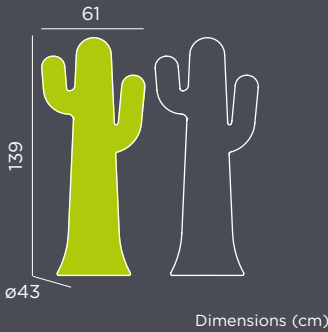
OKINAWA | NATURE COLLECTION



OPTIONS

|  |                      |     |                 |
|--|----------------------|-----|-----------------|
| Solar & Rechargeable Battery   Indoor & outdoor use   wood         |                      | Im  | REFERENCES      |
|  | Cherry bulb included | 900 | LUMOKI170XXSWNW |
| Packaging: 49 x 49 x 49 cm   Gross Weight (Packaged Weight): 8,7kg |                      |     |                 |

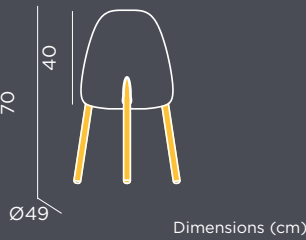
PANCHO 140



OPTIONS

|   |  |       |                |
|---|--|-------|----------------|
| Rechargeable Battery   Indoor & outdoor use   |  | Im    | REFERENCES     |
| Cable   Indoor & outdoor use  |  | 390   | LUMPCI140TWLNW |
|   |  | 1.800 | LUMPCI140OFNW  |
| Cable   Indoor & outdoor use   Lime colour  |  | 1.800 | LUMPV140OFNW   |
| Packaging: 44 x 51 x 140 cm   Gross Weight (Packaged Weight): 7kg   Floor anchorage included. |  |       |                |

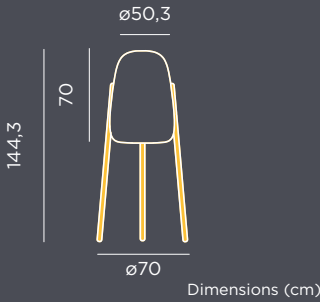
ROCKET 70



OPTIONS

|  |  |     |                  |
|--|--|-----|------------------|
| Solar & Rechargeable Battery   Indoor & outdoor use                  |  | Im  | REFERENCES       |
| Cable Jute   IN&OUT Indoor & outdoor use                             |  | 600 | LUMRCK70SSNW     |
|  |  | 860 | LUMRCK070INOUTNW |
| Packaging: 37,5 x 37,5 x 43 cm   Gross Weight (Packaged Weight): 3kg |  |     |                  |

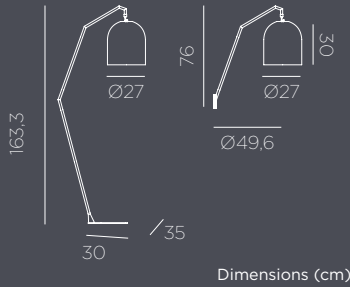
ROCKET 145



OPTIONS

|  |  |     |                  |
|--|--|-----|------------------|
| Solar & Rechargeable Battery   Indoor & outdoor use                  |  | Im  | REFERENCES       |
| Cable Jute   IN&OUT Indoor & outdoor use                             |  | 600 | LUMRCK145SSNW    |
|  |  | 860 | LUMRCK145INOUTNW |
| Packaging: 51 x 50,5x 120,5 cm   Gross Weight (Packaged Weight): 8kg |  |     |                  |

SANTORINI | NATURE COLLECTION

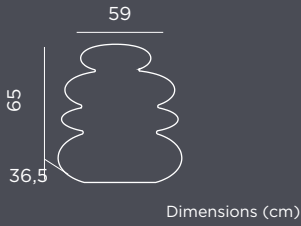


OPTIONS

|  |  |     |                 |
|--|--|-----|-----------------|
| Rechargeable Battery   Indoor & outdoor use   White colour             |  | Im  | REFERENCES      |
| Cherry bulb included   |  | 900 | LUMSTN165BXWLNW |
| Packaging: 33,5 x 42,5 x 36 cm   Gross Weight (Packaged Weight): 6,7kg |  |     |                 |

DECORATIVE

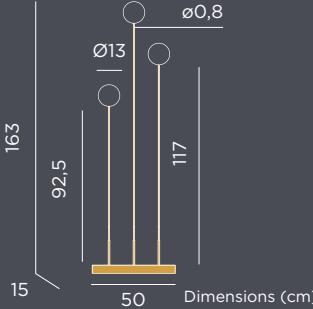
BALANS



OPTIONS

|  |  |     |               |
|--|--|-----|---------------|
| Rechargeable Battery   Indoor & outdoor use                          |  | Im  | REFERENCES    |
| Cable   Indoor & outdoor use   |  | 335 | LUMBS070TWLNW |
|  |  | 900 | LUMBS070OFNW  |
| Packaging: 60 x 38 x 66,5 cm   Gross Weight (Packaged Weight): 4,5kg |  |     |               |

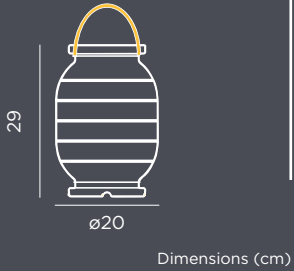
BRUNA 165



OPTIONS

|   |  |     |                 |
|---|--|-----|-----------------|
| Cable   Indoor & outdoor use   Brass colour                             |  | Im  | REFERENCES      |
|   |  | 115 | LUMBRU165BROCNW |
| Packaging: 36 x 56,5 x 168 cm   Gross Weight (Packaged Weight): 4,35kg. |  |     |                 |

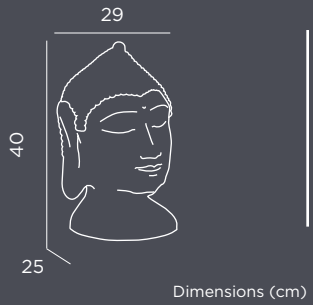
CANDELA



OPTIONS

|   |  |     |              |
|---|--|-----|--------------|
| Rechargeable Battery   Indoor & outdoor use   |  | Im  | REFERENCES   |
|   |  | 100 | LUMCN030WLNW |
| Packaging: 20,5 x 20,5 x 29,5 cm   Gross Weight (Packaged Weight): 1,5kg   Vegan leather handle |  |     |              |

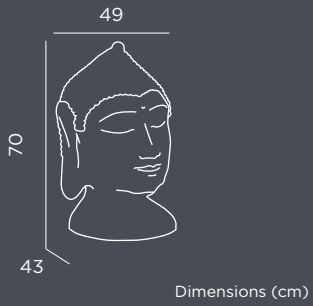
GOA 40



OPTIONS

|   |  |     |              |
|---|--|-----|--------------|
| Rechargeable Battery   Indoor & outdoor use                               |  | Im  | REFERENCES   |
| Cable   Indoor & outdoor use  |  | 315 | LUMGA040WLNW |
|   |  | 600 | LUMGA040OFNW |
| Packaging: 29,5 x 25,7 x 41,6 cm   Gross Weight (Packaged Weight): 1,5kg. |  |     |              |

GOA 70



OPTIONS

|   |  |     |              |
|---|--|-----|--------------|
| Rechargeable Battery   Indoor & outdoor use                         |  | Im  | REFERENCES   |
| Cable   Indoor & outdoor use  |  | 335 | LUMGA070WLNW |
|   |  | 600 | LUMGA070OFNW |
| Packaging: 51 x 44 x 71 cm   Gross Weight (Packaged Weight): 5,7kg. |  |     |              |

GLOSSARY This technical catalogue is subject to periodic updates, the measurements or finishes may vary in future revisions.

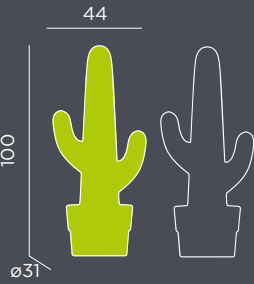
White light (included) Warm light (included) RGB light (included) Warm light portable rechargeable battery (included) Led tube lighting (included) Led light flame effect Twilight sensor Motion sensor Electric charge (driver not included) Remote control (included) Dimmable Hanging product Floating, not submersible Integrated speakers Touch control Volumen of the plantation area **IP** Indicates the level of protection of the electrical or electronic equipment against the entry of external agents: dust or water Made of recyclable materials Artificial plants included

GLOSSARY This technical catalogue is subject to periodic updates, the measurements or finishes may vary in future revisions.

White light (included) Warm light (included) RGB light (included) Warm light portable rechargeable battery (included) Led tube lighting (included) Led light flame effect Twilight sensor Motion sensor Electric charge (driver not included) Remote control (included) Dimmable Hanging product Floating, not submersible Integrated speakers Touch control Volumen of the plantation area **IP** Indicates the level of protection of the electrical or electronic equipment against the entry of external agents: dust or water Made of recyclable materials Artificial plants included



KAKTUS 100

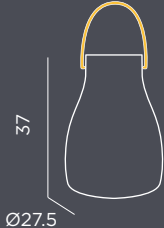


Dimensions (cm)

| OPTIONS |  | Im | REFERENCES         |
|---------|--|----|--------------------|
|         | Rechargeable Battery   Indoor & outdoor use  |    | 360 LUMKL100TWNW   |
|         | Cable   Indoor & outdoor use                 |    | 1.400 LUMK100OFNW  |
|         | Cable   Indoor & outdoor use    Lime colour. |    | 1.400 LUMKL100OFNW |

Packaging: 34,2 x 34,2 x 101 cm | Gross Weight (Packaged Weight): 3,7kg | Floor anchorage included.

KURBY 38

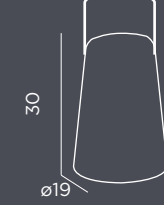


Dimensions (cm)

| OPTIONS |   | Im | REFERENCES      |
|---------|---|----|-----------------|
|         | Solar & Rechargeable Battery   Indoor & outdoor use |    | 45 LUMKR038SSNW |

Packaging: 28 x 28 x 39 cm | Gross Weight (Packaged Weight): 1,8kg | Vegan leather handle

NÓMADA 30

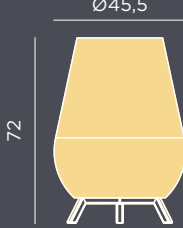


Dimensions (cm)

| OPTIONS |   | Im | REFERENCES      |
|---------|---|----|-----------------|
|         | Solar & Rechargeable Battery   Indoor & outdoor use |    | 45 LUMNM032SSNW |

Packaging: 20 x 20 x 31 cm | Gross Weight (Packaged Weight): 1,3kg | Metal handle

SAONA 70 | NATURE COLLECTION



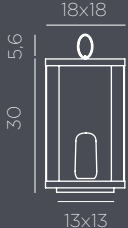
Dimensions (cm)

| OPTIONS |  | Im | REFERENCES          |
|---------|--|----|---------------------|
|         | Rechargeable Battery   Indoor & outdoor use* |    | 900 LUMSAO070XXWLNW |
|         | Cable Jute   IN&OUT Indoor & outdoor use     |    | 290 LUMSAO070XXIONW |

+ \*Cherry bulb included

Packaging: 50,4 x 50,4 x 74 cm | Gross Weight (Packaged Weight): 3,5 kg / Cable Jute Gross Weight (Packaged Weight): 4 kg

SIROCO 30



Dimensions (cm)

| OPTIONS |   | Im | REFERENCES          |
|---------|---|----|---------------------|
|         | Rechargeable Battery   Indoor & outdoor use    Black colour |    | 200 LUMSRC030BXWLNW |


+ Candy lamp included

Packaging: 31,3 x 19 x 19 cm | Gross Weight (Packaged Weight): 1,9kg

GLOSSARY This technical catalogue is subject to periodic updates, the measurements or finishes may vary in future revisions.

White light (included) Warm light (included) RGB light (included) Warm light portable rechargeable battery (included) LED tube lighting (included) Led light flame effect Twilight sensor Motion sensor Electric charge (driver not included) Remote control (included) Dimmable Hanging product Floating, not submersible Integrated speakers Touch control Volumen of the plantation area IP Indicates the level of protection of the electrical or electronic equipment against the entry of external agents: dust or water Made of recyclable materials Artificial plants included

SIROCO 50



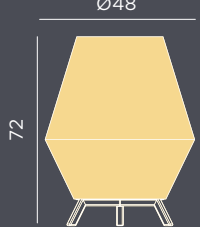
Dimensions (cm)

| OPTIONS |   | Im | REFERENCES          |
|---------|---|----|---------------------|
|         | Rechargeable Battery   Indoor & outdoor use |    | 200 LUMSRC050BXWLNW |

+ Candy lamp included

Packaging: 51,3 x 19 x 19 cm | Gross Weight (Packaged Weight): 2,5kg

SISINE 70 | NATURE COLLECTION



Dimensions (cm)


| OPTIONS |  | Im | REFERENCES          |
|---------|--|----|---------------------|
|         | Rechargeable Battery   Indoor & outdoor use* |    | 900 LUMSIS070XXWLNW |
|         | Cable Jute   IN&OUT Indoor & outdoor use     |    | 460 LUMSIS070XXIONW |

+ \*Cherry bulb included

Packaging: 50,4 x 50,4 x 74 cm | Gross Weight (Packaged Weight): 3 kg / Cable Jute Gross Weight (Packaged Weight): 4 kg

GARLANDS

ALBA | NATURE COLLECTION




Dimensions (cm)

| OPTIONS |   | Im | REFERENCES          |
|---------|---|----|---------------------|
|         | Solar + Rechargeable Battery   Indoor & outdoor use    Jute cable |    | 35° LUMALB800XXSLNW |
|         | Cable   Indoor & outdoor use    Jute cable                        |    | 35° LUMALB800XXOCNW |

Packaging: 30,5 x 21,5 x 19,5cm | Gross Weight (Cable Packaged Weight): 0,8kg | Gross Weight (Solar Packaged Weight): 1,1kg(\*)Lumens per bulb

ALLEGRA

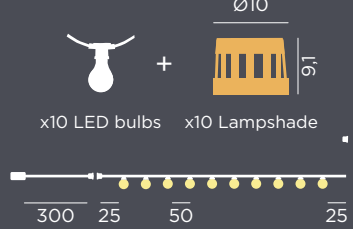


Dimensions (cm)

| OPTIONS |  | Im | REFERENCES        |
|---------|--|----|-------------------|
|         | Solar + Rechargeable Battery   Indoor & outdoor use    Jute cable  |    | 35° LUMGASXXSLNW  |
|         | Solar + Rechargeable Battery   Indoor & outdoor use    White cable |    | 35° LUMGASBXSLNW  |
|         | Solar + Rechargeable Battery   Indoor & outdoor use    Black cable |    | 35° LUMGASNXSLNW  |
|         | Cable   Indoor & outdoor use    Jute cable                         |    | 35° LUMGASXXOCNW  |
|         | Cable   Indoor & outdoor use    White cable                        |    | 35° LUMGALLOCBXNW |
|         | Cable   Indoor & outdoor use    Pink cable                         |    | 35° LUMGALLOCRNW  |
|         | Cable   Indoor & outdoor use    Black cable                        |    | 35° LUMGALLOCNNW  |
|         | Cable   Indoor & outdoor use    Black cable                        |    | 20° LUMGALLRGBNW  |

Packaging Solar + Rechargeable Battery: 21 x 35 x 15 cm | Gross Weight (Packaged Weight): 1,15kg / Packaging Cable: 21 x 35 x 12 cm | Gross Weight (Packaged Weight): 0,8 kg (\*)Lumens per bulb

AURORA | NATURE COLLECTION



Dimensions (cm)

| OPTIONS |   | Im | REFERENCES          |
|---------|---|----|---------------------|
|         | Solar + Rechargeable Battery   Indoor & outdoor use    Jute cable |    | 35° LUMAUR800XXSLNW |
|         | Cable   Indoor & outdoor use    Jute cable                        |    | 35° LUMAUR800XXOCNW |

Packaging Solar + Rechargeable Batt: 28,5 x 15 x 15 cm, Gross Weight (Packaged Weight): 1,5 kg | Packaging Cable: 28,5 x 15 x 13 cm, Gross Weight (Packaged Weight): 0,9 kg (1,2 kg Jute Cable) | Packaging Cable RGB: 28,5 x 15 x 12 cm, Gross Weight (Packaged Weight): 0,9 kg (\*)Lumens per bulb

GLOSSARY This technical catalogue is subject to periodic updates, the measurements or finishes may vary in future revisions.

White light (included) Warm light (included) RGB light (included) Warm light portable rechargeable battery (included) LED tube lighting (included) Led light flame effect Twilight sensor Motion sensor Electric charge (driver not included) Remote control (included) Dimmable Hanging product Floating, not submersible Integrated speakers Touch control Volumen of the plantation area IP Indicates the level of protection of the electrical or electronic equipment against the entry of external agents: dust or water Made of recyclable materials Artificial plants included



| BRUNA           | OPTIONS   | Im  | REFERENCES      |
|-----------------|---|-----|-----------------|
|                 | <div><div> Solar + Rechargeable Battery   Indoor &amp; outdoor use    White rope  IP44 </div><div> Cable   Indoor &amp; outdoor use    White rope  IP44 </div><div> Cable   Indoor &amp; outdoor use    Turquoise rope  IP44 </div></div> <div>Packaging Solar + Rechargeable Batt: 13 x 28,5 x 15 cm, Gross Weight (Packaged Weight): 2,9 kg    Packaging Cable: 13 x 28,5 x 15 cm   Gross Weight (Packaged Weight): 2,75kg (*)Lumens per bulb</div> | 50° | LUMGBR100BXSLNW |
| Dimensions (cm) |   |     |                 |

| CHELSEA         | OPTIONS   | Im  | REFERENCES      |
|-----------------|---|-----|-----------------|
|                 | <div><div> Cable   Indoor &amp; outdoor use   Transparent rope  IP44 </div></div> <div>Packaging: 13 x 28,5 x 15 cm   Gross Weight (Packaged Weight): 1,4 kg (*)Lumens per bulb</div> | 35° | LUMCHE800BXOCNW |
| Dimensions (cm) |   |     |                 |

| LUCEO 3X2       | OPTIONS   | Im | REFERENCES      |
|-----------------|---|----|-----------------|
|                 | <div><div> Cable   Indoor &amp; outdoor use   Transparent rope  IP44 </div></div> <div>Packaging Cable: 18 x 18 x 10 cm   Gross Weight (Packaged Weight): 0,6Kg<br/>Link up to two garlands</div> | NA | LUMLUC320XXOCNW |
| Dimensions (cm) |   |    |                 |

| LUCEO 6X3       | OPTIONS   | Im | REFERENCES      |
|-----------------|---|----|-----------------|
|                 | <div><div> Cable   Indoor &amp; outdoor use   Transparent rope  IP44 </div></div> <div>Packaging Cable: 18 x 18 x 18 cm   Gross Weight (Packaged Weight): 1,2Kg</div> | NA | LUMLUC630XXOCNW |
| Dimensions (cm) |   |    |                 |

| STELLA          | OPTIONS   | Im | REFERENCES  |
|-----------------|---|----|-------------|
|                 | <div><div> Solar + Rechargeable Battery   Indoor &amp; outdoor use   Transparent cable  IP44 </div><div> Cable   Indoor &amp; outdoor use   Transparent rope  IP44 </div></div> <div>Packaging Solar + Rechargeable Battery: 13 x 22 x 15 cm   Gross Weight (Packaged Weight): 0,6kg /<br/>Packaging Cable: 12 x 20 x 17 cm   Gross Weight (Packaged Weight): 0,4kg</div> | 35 | LUMGSTLSLNW |
| Dimensions (cm) |   |    |             |

GLOSSARY This technical catalogue is subject to periodic updates, the measurements or finishes may vary in future revisions.

White light (included) Warm light (included) RGB light (included) Warm light portable rechargeable battery (included) Led tube lighting (included) Led light flame effect Twilight sensor Motion sensor Electric charge (driver not included) Remote control (included) Dimmable Hanging product Floating, not submersible Integrated speakers Touch control Volumen of the plantation area IP Indicates the level of protection of the electrical or electronic equipment against the entry of external agents: dust or water Made of recyclable materials Artificial plants included

## PORTABLE HANG

| BENIRRÁS   NATURE COLLECTION | OPTIONS  | Im  | REFERENCES      |
|------------------------------|--|-----|-----------------|
|                              | <div><div> Rechargeable Battery   Indoor &amp; outdoor use  IP54 </div><div> Cherry bulb included<br/>Packaging: 34,4 x 34,4 x 38,1 cm   Gross Weight (Packaged Weight): 0,9kg   String: 300cm</div></div> | 900 | LUMBEN035XXHXNW |
| Dimensions (cm)              |  |     |                 |

| BITA            | OPTIONS   | Im  | REFERENCES  |
|-----------------|---|-----|-------------|
|                 | <div><div> Rechargeable Battery   Indoor &amp; outdoor use    Grey  IP65 </div><div> Rechargeable Battery   Indoor &amp; outdoor use    Beige rope  IP65 </div></div> <div>Packaging: 18,5 x 18,5 x 29,5 cm   Gross Weight (Packaged Weight): 0,9kg   String: 150cm</div> | 300 | LUMBITAWLNW |
| Dimensions (cm) |   |     |             |

| BOSSA HANG   NATURE COLLECTION | OPTIONS  | Im  | REFERENCES |
|--------------------------------|--|-----|------------|
|                                | <div><div> Rechargeable Battery   Indoor &amp; outdoor use  IP54 </div><div> Cherry bulb included<br/>Packaging: 38,4 x 38,4 x 19,8 cm   Gross Weight (Packaged Weight): 1,5kg   String: 300cm</div></div> | 900 | LUMBOHXNW  |
| Dimensions (cm)                |  |     |            |

| CALOBRA HANG   NATURE COLLECTION | OPTIONS  | Im  | REFERENCES |
|----------------------------------|--|-----|------------|
|                                  | <div><div> Rechargeable Battery   Indoor &amp; outdoor use  IP54 </div><div> Cherry bulb included<br/>Packaging: 38,4 x 38,4 x 19,8 cm   Gross Weight (Packaged Weight): 1,5kg   String: 300cm</div></div> | 900 | LUMCAHXNW  |
| Dimensions (cm)                  |  |     |            |


| CHIARA          | OPTIONS   | Im    | REFERENCES      |
|-----------------|---|-------|-----------------|
|                 | <div><div> Solar &amp; Rechargeable Battery   Indoor &amp; outdoor use    Black colour  IP54 </div></div> <div>Packaging: 23,5 x 21,5 x 19 cm   Gross Weight (Packaged Weight): 0,7kg</div> | 200x3 | LUMCHI065BXSWNW |
| Dimensions (cm) |   |       |                 |

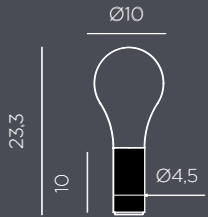
GLOSSARY This technical catalogue is subject to periodic updates, the measurements or finishes may vary in future revisions.

White light (included) Warm light (included) RGB light (included) Warm light portable rechargeable battery (included) Led tube lighting (included) Led light flame effect Twilight sensor Motion sensor Electric charge (driver not included) Remote control (included) Dimmable Hanging product Floating, not submersible Integrated speakers Touch control Volumen of the plantation area IP Indicates the level of protection of the electrical or electronic equipment against the entry of external agents: dust or water Made of recyclable materials Artificial plants included






EDY A100











Dimensions (cm)

OPTIONS



Rechargeable Battery | Indoor & outdoor use | Black Colour



400

REFERENCES

LUMEDY100NXWLNW

Packaging: ø10,2 x 27 cm | Gross Weight (Packaged Weight):0,4 kg | Magnetic surface.

EDY G125





Dimensions (cm)

OPTIONS



Rechargeable Battery | Indoor & outdoor use | Black Colour



Rechargeable Battery | Indoor & outdoor use | White Colour



Rechargeable Battery | Indoor & outdoor use | Beige Colour



400

LUMEDY125NXWLNW



400

LUMEDY125BXWLNW



400

LUMEDY125BEWLNW

Packaging: 23 x 13.2 x 13.2 cm | Gross Weight (Packaged Weight): 0,4kg | Magnetic surface.



ELBA 59






Dimensions (cm)


OPTIONS



Rechargeable Battery | Indoor & outdoor use



+ Cherry bulb included




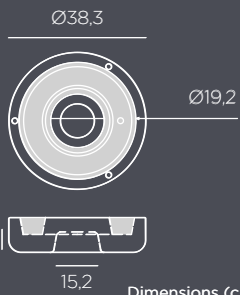
900

LUMELB059XXHWNW

Packaging: 15,5 x 59,5 x 59,5 cm | Gross Weight (Packaged Weight): 4,8kg | Artificial plants included



ELBA 39







Dimensions (cm)








OPTIONS



Rechargeable Battery | Indoor & outdoor use



+ Cherry bulb included




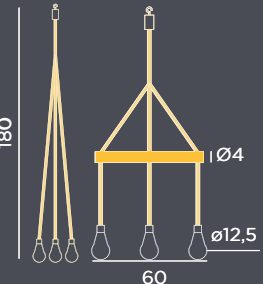
900

LUMELB039XXHWNW

Packaging: 12 x 39,5 x 46,5 cm | Gross Weight (Packaged Weight): 2,8kg | Artificial plants included



ILARIA | NATURE COLLECTION












Dimensions (cm)

OPTIONS





















Solar & Rechargeable Battery Hang | Indoor & outdoor use




200x3LUMILA180XXSWNW

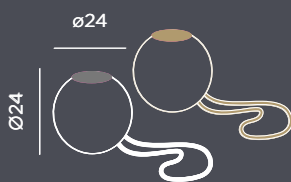
Packaging: 15 x 61 x 15 cm | Gross Weight (Packaged Weight): 2kg | Jute cable

GLOSSARY This technical catalogue is subject to periodic updates, the measurements or finishes may vary in future revisions.

 White light (included)  Warm light (included)  RGB light (included)  Warm light portable rechargeable battery (included)  Led tube lighting (included)  Led light flame effect  Twilight sensor  Motion sensor  Electric charge (driver not included)  Remote control (included)  Dimmable  Hanging product  Floating, not submersible  Integrated speakers  Touch control  Volumen of the plantation area **IP** Indicates the level of protection of the electrical or electronic equipment against the entry of external agents: dust or water  Made of recyclable materials  Artificial plants included



NORAI







Dimensions (cm)




OPTIONS



Rechargeable Battery | Indoor & outdoor use | Grey








Rechargeable Battery | Indoor & outdoor use | Beige rope



300

LUMNR025WLNW




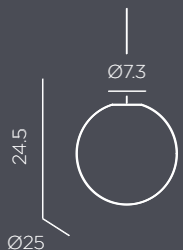
300

LUMNRB025WLNW

Packaging: 24,6 x 24,6 x 24,6 cm | Gross Weight (Packaged Weight): 0,9kg | String: 150cm



PIANETA 25







Dimensions (cm)






OPTIONS



Rechargeable Battery | Indoor & outdoor use








Hanging Cable | Indoor & outdoor use



700

LUMPIA025XXHWNW




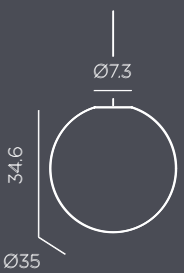
460

LUMPIA025XXHBNW

Packaging: 26 x 26 x 26 cm | Gross Weight (Packaged Weight): 1,2kg | Steel string



PIANETA 35







Dimensions (cm)






OPTIONS



Rechargeable Battery | Indoor & outdoor use








Hanging Cable | Indoor & outdoor use



700

LUMPIA035XXHWNW




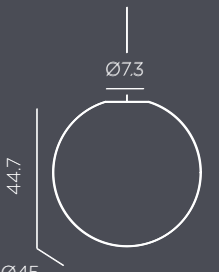
460

LUMPIA035XXHBNW

Packaging: 36 x 36 x 36 cm | Gross Weight (Packaged Weight): 1,7kg | Steel string



PIANETA 45







Dimensions (cm)






OPTIONS



Rechargeable Battery | Indoor & outdoor use








Hanging Cable | Indoor & outdoor use



700

LUMPIA045XXHWNW




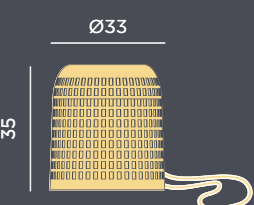
460

LUMPIA045XXHBNW

Packagin: 46 x 46 x 46 cm | Gross Weight (Packaged Weight): 2,9 Kg | Steel string



POSITANO | NATURE COLLECTION







Dimensions (cm)






OPTIONS



Rechargeable Battery | Indoor & outdoor use



+ Cherry bulb included


















900

LUMPOS035XXHXNW

Packaging: 34,4 x 34,4 x 38,1 cm | Gross Weight (Packaged Weight): 0,8kg | String: 300cm

GLOSSARY This technical catalogue is subject to periodic updates, the measurements or finishes may vary in future revisions.

 White light (included)  Warm light (included)  RGB light (included)  Warm light portable rechargeable battery (included)  Led tube lighting (included)  Led light flame effect  Twilight sensor  Motion sensor  Electric charge (driver not included)  Remote control (included)  Dimmable  Hanging product  Floating, not submersible  Integrated speakers  Touch control  Volumen of the plantation area **IP** Indicates the level of protection of the electrical or electronic equipment against the entry of external agents: dust or water  Made of recyclable materials  Artificial plants included












SPEAKERS

CUBY 45 PLAY



43

43x43

Dimensions (cm)

OPTIONS

Rechargeable Battery | Play: Light & Music | Indoor & outdoor use 45

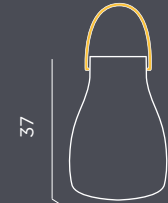
Packaging: 43,5 x 43,5 x 45 cm | Gross Weight (Packaged Weight): 5kg | x2 Speakers

Im

REFERENCES

LUMCBP45WLNW

KURBY 38 PLAY



37

Ø27.5

Dimensions (cm)

OPTIONS

Rechargeable Battery | Play: Light & Music | Indoor & outdoor use 45


Packaging: 37 x 27,5 x 27,5 cm | Gross Weight (Packaged Weight): 1,8kg | Vegan leather handle | x1 Speaker

Im

REFERENCES

LUMKR038PLNW

NÓMADA 30 PLAY



30

Ø19

Dimensions (cm)

OPTIONS

Rechargeable Battery | Play: Light & Music | Indoor & outdoor use 45

Packaging: 20 x 20 x 31 cm | Gross Weight (Packaged Weight): 1,3kg | Metal handle | x1 Speaker

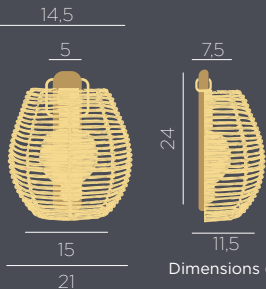
Im

REFERENCES

LUMNM032PLNW

FUNCTIONAL

BOSSA WALL | NATURE COLLECTION



14,5

5

23

15

21

7,5

2,4

11,5

Dimensions (cm)

OPTIONS

Rechargeable Battery | Indoor & outdoor use 900

+ Cherry bulb included

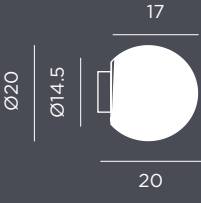
Packaging: 16,3 x 21,2 x 27,2 cm | Gross Weight (Packaged Weight): 1kg

Im

REFERENCES

LUMBOS025XXWLNW

BULY 20 WALL



17

Ø20

Ø14.5

20

Dimensions (cm)

OPTIONS

Wall Cable | Indoor & outdoor use IP44

Packaging: 20,6x 20,6 x 22,3 cm | Gross Weight (Packaged Weight): 1kg | Installation required.

Im

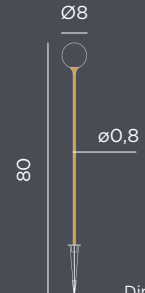
REFERENCES

LUMBL020OPNW

GLOSSARY This technical catalogue is subject to periodic updates, the measurements or finishes may vary in future revisions.

White light (included) Warm light (included) RGB light (included) Warm light portable rechargeable battery (included) Led tube lighting (included) Led light flame effect Twilight sensor Motion sensor Electric charge (driver not included) Remote control (included) Dimmable Hanging product Floating, not submersible Integrated speakers Touch control Volumen of the plantation area **IP** Indicates the level of protection of the electrical or electronic equipment against the entry of external agents: dust or water Made of recyclable materials Artificial plants included

BRUNA 80 x1



Ø8

80

Ø0,8

Dimensions (cm)

OPTIONS

Solar & Rechargeable Battery | Indoor & outdoor use | Brass colour IP65


Packaging: 12,8 x 12,8 x 76 cm | Gross Weight (Packaged Weight): 0,6kg.

Im

REFERENCES

38 LUMBRU081BRSWNW

BRUNA 80 x3



Ø8

80

Ø0,8

Dimensions (cm)

OPTIONS

Solar & Rechargeable Battery | Indoor & outdoor use | Brass colour IP65

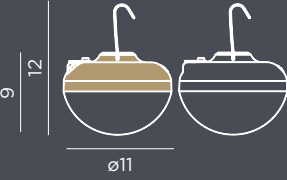
Packaging: 12,8 x 20,8 x 76 cm | Gross Weight (Packaged Weight): 1kg.

Im

REFERENCES

115 LUMBRU080BRSWNW

CHERRY BULB



9

12

Ø11

Dimensions (cm)

OPTIONS

Rechargeable Battery | Indoor & outdoor use | White colour. IP54

Rechargeable Battery | Indoor & outdoor use | Beige colour. IP54

Packaging: 11,5 x 11 x 9 cm | Gross Weight (Packaged Weight): 0,3kg | Magnetic surface.

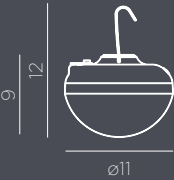
Im

REFERENCES

900 LUMCHE011BXWLNW

900 LUMCHE011BEWLNW

SOLAR CHERRY BULB



9

12

Ø11

Dimensions (cm)

OPTIONS

Solar + Rechargeable Battery | Indoor & outdoor use | White colour. IP54

Solar panel included

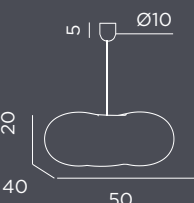
Packaging: 13,2 x 13,2 x 10 cm | Gross Weight (Packaged Weight): 0,65kg | Magnetic surface.

Im

REFERENCES

900 LUMCHS011BXWLNW

CLAUDY HANG



5

Ø10

20

40

50

Dimensions (cm)

OPTIONS

Hanging Cable | Indoor & outdoor use IP44

Packaging: 39,5 x 50,3 x 20 cm | Gross Weight (Packaged Weight): 2,3kg | Cable: 1,5m | Installation required.

Im

REFERENCES

- LUMCLO50HXNW

GLOSSARY This technical catalogue is subject to periodic updates, the measurements or finishes may vary in future revisions.

White light (included) Warm light (included) RGB light (included) Warm light portable rechargeable battery (included) Led tube lighting (included) Led light flame effect Twilight sensor Motion sensor Electric charge (driver not included) Remote control (included) Dimmable Hanging product Floating, not submersible Integrated speakers Touch control Volumen of the plantation area **IP** Indicates the level of protection of the electrical or electronic equipment against the entry of external agents: dust or water Made of recyclable materials Artificial plants included



GRETA

OPTIONS

Solar & Rechargeable Battery | Indoor & outdoor use | ● White colour

Solar & Rechargeable Battery | Indoor & outdoor use | ○ Black colour

Im

REFERENCES

Packaging: 23,5 x 22 x 16,5 cm | Gross Weight (Packaged Weight): 0,7kg | Recycled plastic

Dimensions (cm)

GRETITA

OPTIONS

Solar | Outdoor use | ○ Black colour

Solar | Outdoor use | ● White colour

Im

REFERENCES

Packaging: 10 x 37 x 12 cm | Gross Weight (Packaged Weight): 0,6kg

Dimensions (cm)

HIAMA | NATURE COLLECTION

OPTIONS

Solar | Outdoor use

Im

REFERENCES

Box Packaging: 122 x 52 x 19 cm | Gross Weight (Packaged Weight): 5,25kg (0,19kg = 1ud)

Dimensions (cm)

LOLA 35 WALL

OPTIONS

Wall Cable | Indoor & outdoor use

Im

REFERENCES

Packaging: 20,3x 36 x 36,5 cm | Gross Weight (Packaged Weight): 1,6kg | Installation required.

Dimensions (cm)

PAQUITA 40

OPTIONS

Solar | Outdoor use | ○ Anthracite colour.

Im

REFERENCES

Packaging: 15,2 x 40,3 x 32,5 cm | Gross Weight (Packaged Weight): 2,4kg

Dimensions (cm)

GLOSSARY This technical catalogue is subject to periodic updates, the measurements or finishes may vary in future revisions.

💡 White light (included) 🌞 Warm light (included) 🌈 RGB light (included) 🔋 Warm light portable rechargeable battery (included) 📶 Led tube lighting (included) 🔥 Led light flame effect 🌙 Twilight sensor 🚶 Motion sensor 🏠 Electric charge (driver not included) 📶 Remote control (included) 📶 Dimmable 📶 Hanging product 🌊 Floating, not submersible 🗣️ Integrated speakers 🖱️ Touch control 💧 Volumen of the plantation area **IP** Indicates the level of protection of the electrical or electronic equipment against the entry of external agents: dust or water ♻️ Made of recyclable materials 🌿 Artificial plants included

216

PAQUITA 215 FAROLA

OPTIONS

Solar | Outdoor use | ○ Anthracite colour.

Im

REFERENCES

Packaging: 42,5 x 59,3 x 105 cm | Gross Weight (Packaged Weight): 12,8kg

Dimensions (cm)

PAQUITA WALL

OPTIONS

Solar | Outdoor use | ○ Anthracite colour.

Im

REFERENCES

Packaging: 22,3 x 29,7 x 29,8 cm | Gross Weight (Packaged Weight): 1,8kg

Dimensions (cm)

PEPITA 45

OPTIONS

Cable & Solar (Hibryd) | Outdoor use | ○ Anthracite colour.

Im

REFERENCES

Packaging: 36 x 54 x 32,5 cm | Gross Weight (Packaged Weight): 2,5kg | Installation required.

Dimensions (cm)

PEPITA 215 FAROLA

OPTIONS

Cable & Solar (Hibryd) | Outdoor use | ○ Anthracite colour.

Im

REFERENCES

Packaging: 57 x 59,3 x 105 cm | Gross Weight (Packaged Weight): 13kg | Installation required.

Dimensions (cm)

PEPITA WALL

OPTIONS

Cable & Solar (Hibryd) | Outdoor use | ○ Anthracite colour.

Im

REFERENCES

Packaging: 18,3 x 46,6 x 32,5 cm | Gross Weight (Packaged Weight): 2,5kg | Installation required.

Dimensions (cm)

GLOSSARY This technical catalogue is subject to periodic updates, the measurements or finishes may vary in future revisions.

💡 White light (included) 🌞 Warm light (included) 🌈 RGB light (included) 🔋 Warm light portable rechargeable battery (included) 📶 Led tube lighting (included) 🔥 Led light flame effect 🌙 Twilight sensor 🚶 Motion sensor 🏠 Electric charge (driver not included) 📶 Remote control (included) 📶 Dimmable 📶 Hanging product 🌊 Floating, not submersible 🗣️ Integrated speakers 🖱️ Touch control 💧 Volumen of the plantation area **IP** Indicates the level of protection of the electrical or electronic equipment against the entry of external agents: dust or water ♻️ Made of recyclable materials 🌿 Artificial plants included

217







ESSENTIALS

BULY 20


Ø20


17

Ø14.5


Dimensions (cm)


OPTIONS







Solar & Rechargeable Battery | Indoor & outdoor use







Solar | Outdoor use (Floating)







Solar | Outdoor use








Cable | Indoor & outdoor use


















45


LUMBL020SSNW





















45


LUMBL020FTNW













16

LUMBL020SANW





250

LUMBL020OFNW

Packaging: 19,5 x 20,3 x 20,3 cm | Gross Weight (Packaged Weight): 0,8kg.

BULY 30


Ø30


26,5

Ø19


Dimensions (cm)


OPTIONS







Solar & Rechargeable Battery | Indoor & outdoor use







Solar | Outdoor use (Floating)








Cable | Indoor & outdoor use


















45


LUMBL030SSNW



















45

LUMBL030FTNW





600

LUMBL030OFNW

Packaging: 31,5 x 31,5 x 29 cm | Gross Weight (Packaged Weight): 1,2kg.

BULY 40


Ø40


35

ø26,5


Dimensions (cm)


OPTIONS







Solar & Rechargeable Battery | Indoor & outdoor use







Solar | Outdoor use (Floating)








Cable | Indoor & outdoor use


















45


LUMBL040SSNW



















45

LUMBL040FTNW





600

LUMBL040OFNW

Packaging: 36,6 x 40,3 x 40,3 cm | Gross Weight (Packaged Weight): 1,9kg.

BULY 50


Ø50


44

ø33


Dimensions (cm)


OPTIONS







Solar & Rechargeable Battery | Indoor & outdoor use








Cable | Indoor & outdoor use
















45

LUMBL050SSNW





600

LUMBL050OFNW

Packaging: 44,5 x 50,5 x 50,5 cm | Gross Weight (Packaged Weight): 3,2kg.

BULY 60


Ø60


55

ø34


Dimensions (cm)


OPTIONS







Solar & Rechargeable Battery | Indoor & outdoor use








Cable | Indoor & outdoor use
















45

LUMBL060SSNW























600

LUMBL060OFNW

Packaging: 56 x 59,5 x 59,5 cm | Gross Weight (Packaged Weight): 4,5kg.

GLOSSARY This technical catalogue is subject to periodic updates, the measurements or finishes may vary in future revisions.

 White light (included)  Warm light (included)  RGB light (included)  Warm light portable rechargeable battery (included)  Led tube lighting (included)  Led light flame effect  Twilight sensor  Motion sensor  Electric charge (driver not included)  Remote control (included)  Dimmable  Hanging product  Floating, not submersible  Integrated speakers  Touch control  Volumen of the plantation area **IP** Indicates the level of protection of the electrical or electronic equipment against the entry of external agents: dust or water  Made of recyclable materials  Artificial plants included

BULY 80


Ø78


69

ø57


Dimensions (cm)


OPTIONS







Solar & Rechargeable Battery | Indoor & outdoor use








Cable | Indoor & outdoor use
















600

LUMBL080SSNW





600

LUMBL080OFNW

Packaging: 70,3 x 79,5 x 79,5 cm | Gross Weight (Packaged Weight): 9,5kg.

CUBY 20


20


20

20


Dimensions (cm)


OPTIONS







Solar & Rechargeable Battery | Indoor & outdoor use








Cable | Indoor & outdoor use
















45

LUMCB020SSNW





250

LUMCB020OFNW

Packaging: 26,5 x 30,3 x 30,3 cm | Gross Weight (Packaged Weight): 1,1kg.

CUBY 32


32


32

32


Dimensions (cm)


OPTIONS







Solar & Rechargeable Battery | Indoor & outdoor use








Cable | Indoor & outdoor use
















45

LUMCB032SSNW





600

LUMCB032OFNW

Packaging: 34,8 x 32,5 x 32,5 cm | Gross Weight (Packaged Weight): 2,7kg.

CUBY 40


40


40

40


Dimensions (cm)


OPTIONS







Solar & Rechargeable Battery | Indoor & outdoor use








Cable | Indoor & outdoor use
















45

LUMCB040SSNW





600

LUMCB040OFNW

Packaging: 46,6 x 46,6 x 42 cm | Gross Weight (Packaged Weight): 4kg.

CUBY 45


43


43

43


Dimensions (cm)


OPTIONS







Solar & Rechargeable Battery | Indoor & outdoor use








Cable | Indoor & outdoor use
















45

LUMCB045SSNW















600

LUMCB045OFNW

Packaging: 45 x 43,5 x 43,5 cm | Gross Weight (Packaged Weight): 5kg.

GLOSSARY This technical catalogue is subject to periodic updates, the measurements or finishes may vary in future revisions.

 White light (included)  Warm light (included)  RGB light (included)  Warm light portable rechargeable battery (included)  Led tube lighting (included)  Led light flame effect  Twilight sensor  Motion sensor  Electric charge (driver not included)  Remote control (included)  Dimmable  Hanging product  Floating, not submersible  Integrated speakers  Touch control  Volumen of the plantation area **IP** Indicates the level of protection of the electrical or electronic equipment against the entry of external agents: dust or water  Made of recyclable materials  Artificial plants included




CUBY 53

43


53

43


OPTIONS





Solar & Rechargeable Battery | Indoor & outdoor use





Cable | Indoor & outdoor use
















IP65



IP65



Im

REFERENCES

45

LUMCB053SSNW

600

LUMCB053OFNW

Packaging: 43,6x 43,6 x 55 cm | Gross Weight (Packaged Weight): 5,5kg.

Dimensions (cm)


PETRA 40

20


29

40


OPTIONS




Solar & Rechargeable Battery | Indoor & outdoor use





Solar | Outdoor use





Cable | Indoor & outdoor use

















IP65




IP68





IP65



Im

REFERENCES

45

LUMPT040SSNW

16

LUMPT040SANW

250

LUMPT040OFNW

Packaging: 20,5 x 40,3 x 29,5 cm | Gross Weight (Packaged Weight): 1,3kg.

Dimensions (cm)


PETRA 60

30


44

60


OPTIONS





Solar & Rechargeable Battery | Indoor & outdoor use





Cable | Indoor & outdoor use
















IP65



IP65



Im

REFERENCES

45

LUMPT060SSNW

600

LUMPT060OFNW

Packaging: 44,3 x 60,2 x 30,8 cm | Gross Weight (Packaged Weight): 2,5kg.

Dimensions (cm)

TABLES P 222

SEATS P 225

BAR P 226


TABLES

39x39


43

43X43


OPTIONS





Cable Jute | IN&OUT Indoor & outdoor use | Marble





Cable Jute | IN&OUT Indoor & outdoor use | Wood
















IP65



IP65



Im

REFERENCES

860

LUMBORAMBXINOUTNW

860

LUMBORAWBXINOUTNW

White Opaque Colour  | Marble

White Opaque Colour  | Wood

LUMBORAMBXNW

LUMBORAWBXNW

Packaging: 44 x 44 x 45,5 cm | Gross Weight (Packaged Weight) Wood: 5,7 kg | Gross Weight (Packaged Weight) Marble: 8,2 kg

Dimensions (cm)


CUBY 45

43


43

43


OPTIONS




Solar & Rechargeable Battery | Indoor & outdoor use





Cable | Indoor & outdoor use





Rechargeable Battery | Play: Light & Music | Indoor & outdoor use

















IP65





IP65





IP43





Im

REFERENCES

45

LUMCB045SSNW

600

LUMCB045OFNW




















45

LUMCBP45WLNW

Packaging: 45 x 43,5 x 43,5 cm | Gross Weight (Packaged Weight): 5kg.

Dimensions (cm)

GLOSSARY This technical catalogue is subject to periodic updates, the measurements or finishes may vary in future revisions.

 White light (included)  Warm light (included)  RGB light (included)  Warm light portable rechargeable battery (included)  Led tube lighting (included)  Led light flame effect  Twilight sensor  Motion sensor  Electric charge (driver not included)  Remote control (included)  Dimmable  Hanging product  Floating, not submersible  Integrated speakers  Touch control  Volumen of the plantation area  IP Indicates the level of protection of the electrical or electronic equipment against the entry of external agents: dust or water  Made of recyclable materials  Artificial plants included


CUBY 53

43


53

43


OPTIONS





Solar & Rechargeable Battery | Indoor & outdoor use





Cable | Indoor & outdoor use
















IP65



IP65



Im

REFERENCES

45

LUMCB053SSNW

600

LUMCB053OFNW

Packaging: 43,6x 43,6 x 55 cm | Gross Weight (Packaged Weight): 5,5kg.

Dimensions (cm)


CAPRI 40

Ø58


39

Ø36


OPTIONS





Solar & Rechargeable Battery | Indoor & outdoor use





Cable | Indoor & outdoor use
















IP65



IP65



Im

REFERENCES

45

MOBCP040SSNW

MOBCP040BXNW

Packaging: 60 x 60 x 42 cm | Gross Weight (Packaged Weight): 4,5 kg | Methacrylate cover included.

Dimensions (cm)


CAPRI 75

Ø99


74

Ø63


OPTIONS





Solar & Rechargeable Battery | Indoor & outdoor use





Cable | Indoor & outdoor use
















IP65



IP65



Im

REFERENCES

45

MOBCP075SSNW

600

MOBCP075OFNW

White Opaque Colour  | Marble

White Opaque Colour  | Wood

MOBCP075BXNW

Packaging: 74,4 x 100,6 x 101 cm | Gross Weight (Packaged Weight): 18 kg | Methacrylate cover included.


Dimensions (cm)

CAPRI 110


Ø60

110


OPTIONS





Rechargeable Battery | Indoor & outdoor use





Cable | Indoor & outdoor use
















IP54



LED TUBE



Im

REFERENCES

360

MOBCP110TWLNW

MOBCP110BXNW

Packaging: 60 x 60 x 113 cm | Gross Weight (Packaged Weight): 10 kg | Methacrylate cover included.

Dimensions (cm)


ITACA 60

60


60

70


OPTIONS





Solar & Rechargeable Battery | Indoor & outdoor use





Cable | Indoor & outdoor use
















IP65



IP65



Im

REFERENCES
















45

MOBITC60SSNW

Packaging: 35,5 x 35,5 x 70 cm | Gross Weight (Packaged Weight): 12,6kg | White phenolic cover included: unassembled; individual package (plastic bag). Weight stability included.

Dimensions (cm)

GLOSSARY This technical catalogue is subject to periodic updates, the measurements or finishes may vary in future revisions.

 White light (included)  Warm light (included)  RGB light (included)  Warm light portable rechargeable battery (included)  Led tube lighting (included)  Led light flame effect  Twilight sensor  Motion sensor  Electric charge (driver not included)  Remote control (included)  Dimmable  Hanging product  Floating, not submersible  Integrated speakers  Touch control  Volumen of the plantation area  IP Indicates the level of protection of the electrical or electronic equipment against the entry of external agents: dust or water  Made of recyclable materials  Artificial plants included



MARTINICA

100

35

100

OPTIONS

Solar & Rechargeable Battery | Indoor & outdoor use

IP65

45

White Opaque Colour

Im

REFERENCES

MOBMESMASSNW

MOBMESMABXNW

Packaging: 82,5 x 101 x 36 cm | Gross Weight (Packaged Weight): 10kg

TARIDA TAB

18

51

45

59

OPTIONS

Solar & Rechargeable Battery | Indoor & outdoor use

IP65

45

Rechargeable Battery | Play: Light & Music | Indoor & outdoor use

IP43

45

White Opaque Colour

Im

REFERENCES

MOBTD30SSNW

MOBTD30PLNW

MOBTD30BXNW

Packaging: 45,6 x 59,6 x 31,5 cm | Gross Weight (Packaged Weight):5kg | Methacrylate cover included. 3,5 L | Play Light & Music finished x2 Speakers.

SEATS

ARUBA

80.5

80

81

OPTIONS

Solar & Rechargeable Battery | Indoor & outdoor use

IP65

45

White Opaque Colour

Im

REFERENCES

MOBSILARSSNW

MOBSILARBXNW

Packaging: plastic bag | Gross Weight (Packaged Weight): 12kg

CORFU 40

Ø40

38

Ø33

OPTIONS

Solar & Rechargeable Battery | Indoor & outdoor use

IP65

45

White Opaque Colour

Im

REFERENCES

MOBCF040SSNW

MOBCF040BXNW

Packaging: 40,5 x 40,5 x 38 | Gross Weight (Packaged Weight): 3,5kg

CORFU 74

Ø40

74

28

Ø37

OPTIONS

Solar & Rechargeable Battery | Indoor & outdoor use

IP65

45

White Opaque Colour

Im

REFERENCES

MOBCF074SSNW

MOBCF074BXNW

Packaging: 40 x 40 x 74,8 cm | Gross Weight (Packaged Weight): 5,5kg

GLOSSARY This technical catalogue is subject to periodic updates, the measurements or finishes may vary in future revisions.

White light (included) Warm light (included) RGB light (included) Warm light portable rechargeable battery (included) Led tube lighting (included) Led light flame effect Twilight sensor Motion sensor Electric charge (driver not included) Remote control (included) Dimmable Hanging product Floating, not submersible Integrated speakers Touch control Volumen of the plantation area IP Indicates the level of protection of the electrical or electronic equipment against the entry of external agents: dust or water Made of recyclable materials Artificial plants included

FORMENTERA

Ø164

65

Ø57

OPTIONS

Solar & Rechargeable Battery | Indoor & outdoor use

IP65

\*45x4

Cable | Indoor & outdoor use

IP65

600

White Opaque Colour

Im

REFERENCES

MOBFR160SSNW

MOBFR160OFNW

MOBFR160BXNW

MOBCNF140BXNLNW

MOBCNC050BXNLNW

MOBCNR060BXNLNW

Packaging: Plastic bag | Gross Weight (Packaged Weight): 41kg (\*)Lumens per bulb

JAMAICA

80.5

71

210

81.5

OPTIONS

Solar & Rechargeable Battery | Indoor & outdoor use

IP65

45x2

Cable | Indoor & outdoor use

IP65

600

White Opaque Colour

Im

REFERENCES

MOBSOFJASSNW

MOBSOFJAOFNW

MOBSOFJABXNW

Packaging: Plastic bag | Gross Weight (Packaged Weight): 30,5kg | (\*)Lumens per bulb

MALLORCA

55

71

45

47

46

60

OPTIONS

Solar & Rechargeable Battery | Indoor & outdoor use

IP65

45

White Opaque Colour

Im

REFERENCES

MOBMA060SSNW

MOBMA060BXNW

Packaging: 60 x 60 x 73 cm | Gross Weight (Packaged Weight): 7,5kg

PUFY 45

43

43

43

OPTIONS

White Opaque Colour

Im

REFERENCES

MOBPF045BXNW

Packaging: 45 x 43,5 x 43,5 cm | Gross Weight (Packaged Weight): 5kg.

RASA

37

26.5

80

203

OPTIONS

White Opaque Colour

Im

REFERENCES

MOBRASABXNW

Packaging: 35,5 x 204 x 80,5 cm | Gross Weight (Packaged Weight): 15kg

GLOSSARY This technical catalogue is subject to periodic updates, the measurements or finishes may vary in future revisions.

White light (included) Warm light (included) RGB light (included) Warm light portable rechargeable battery (included) Led tube lighting (included) Led light flame effect Twilight sensor Motion sensor Electric charge (driver not included) Remote control (included) Dimmable Hanging product Floating, not submersible Integrated speakers Touch control Volumen of the plantation area IP Indicates the level of protection of the electrical or electronic equipment against the entry of external agents: dust or water Made of recyclable materials Artificial plants included

224

225



TAFY 38

Ø35

38

Options

White Opaque Colour

Black Opaque Colour

References

MOBTF038BXNW

MOBTF038NXNW

Packaging: 41,5 x 41,5 x 41 cm | Gross Weight (Packaged Weight): 2,8kg.

Dimensions (cm)

TARIDA SIT

66

27

77

59

Options

Solar & Rechargeable Battery | Indoor & outdoor use

IP65

Im

600

References

MOBTDS66SSNW

Packaging: 69 x 77 x 66,5 cm | Gross Weight (Packaged Weight): 8,5kg | Pillow included.

Dimensions (cm)

TARIDA SIT  
ARMS

66

27

77

69

Options

Solar & Rechargeable Battery | Indoor & outdoor use

IP65

Im

600

References

MOBTDS66ARMSSNW

MOBTDS66ARMBXNW

Packaging: 69 x 77 x 66,5 cm | Gross Weight (Packaged Weight): 14kg | Wood arms. | Pillow included.

Dimensions (cm)

BAR

COOLER

19

23,5

35

18

Options

Bambu cooler | Indoor & outdoor use

Palma cooler | Indoor & outdoor use

References

LUMCLB035XXNLNW

LUMCLP035XXNLNW

Packaging: 20,6x 20,6 x 22,3 cm | Gross Weight (Packaged Weight): 1kg | Made of aluminium.

CRETA 120

120

59

45

103

Options

Solar & Rechargeable Battery | Indoor & outdoor use

Cable | Indoor & outdoor use

Shelf accessory 21 x 101 x 1cm

Im

45

600

References

MOBCR120SSNW

MOBCR120OFNW

MOBCRE101BXNLNW

Packaging: 120 x 66 x 111,5 cm | Gross Weight (Packaged Weight): 27kg | Methacrylate cover included.

Dimensions (cm)

GLOSSARY This technical catalogue is subject to periodic updates, the measurements or finishes may vary in future revisions.

☀ White light (included) ☀ Warm light (included) ☀ RGB light (included) 🔋 Warm light portable rechargeable battery (included) 📺 Led tube lighting (included) 🔥 Led light flame effect 🌙 Twilight sensor 🦋 Motion sensor 🔌 Electric charge (driver not included) 📶 Remote control (included) 📶 Dimmable 🌀 Hanging product 🌊 Floating, not submersible 🔊 Integrated speakers 🖱 Touch control 💧 Volumen of the plantation area 🌿 IP Indicates the level of protection of the electrical or electronic equipment against the entry of external agents: dust or water ♻ Made of recyclable materials 🌿 Artificial plants included

IBIZA 120

119

59

45

72

Options

Solar & Rechargeable Battery | Indoor & outdoor use

Cable | Indoor & outdoor use

Im

45

600

References

MOBBZ120SSNW

MOBBZ120OFNW

Packaging: 120 x 66 x 111,5 cm | Gross Weight (Packaged Weight): 23,8kg | Methacrylate cover included.

Dimensions (cm)

MILOS 160 | NATURE COLLECTION

152

50

162

108,5

20x50

Options

| Indoor & outdoor use

References

MOBMIL160XXNLNW

Packaging: 109 x 50,5 x 6 cm | Gross Weight (Packaged Weight): 15kg

Dimensions (cm)

PALMA  
BOTTLE RACK

Ø35

Ø24

19

70

Options

Solar & Rechargeable Battery | Indoor & outdoor use

Palma cooler | Indoor & outdoor use

Im

45

References

LUMPMB70SSNW

LUMCLP035XXNLNW

Packaging: 35,5 x 35,5 x 70 cm | Gross Weight (Packaged Weight): 5kg

Dimensions (cm)

SICILIA 75

75

33

118

105

Options

Solar & Rechargeable Battery | Indoor & outdoor use

Im

45

References

MOBSC075SSNW

Packaging: 75 x 76,5 x 118,5 cm | Gross Weight (Packaged Weight): 33kg | Methacrylate cover included.

Dimensions (cm)

SICILIA 120

120

33

118

105

Options

Solar & Rechargeable Battery | Indoor & outdoor use

Cable | Indoor & outdoor use

White Opaque Colour

Im

45

2.800

References

MOBSC120SSNW

MOBSC120OFNW

MOBSC120BXNW

Packaging: 120 x 76,5 x 118,5 cm | Gross Weight (Packaged Weight): 40kg | Methacrylate cover included.

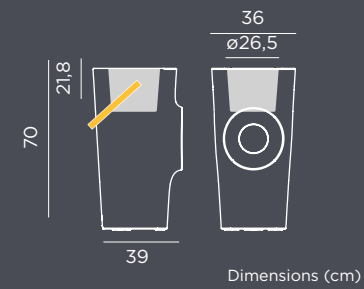
Dimensions (cm)

GLOSSARY This technical catalogue is subject to periodic updates, the measurements or finishes may vary in future revisions.

☀ White light (included) ☀ Warm light (included) ☀ RGB light (included) 🔋 Warm light portable rechargeable battery (included) 📺 Led tube lighting (included) 🔥 Led light flame effect 🌙 Twilight sensor 🦋 Motion sensor 🔌 Electric charge (driver not included) 📶 Remote control (included) 📶 Dimmable 🌀 Hanging product 🌊 Floating, not submersible 🔊 Integrated speakers 🖱 Touch control 💧 Volumen of the plantation area 🌿 IP Indicates the level of protection of the electrical or electronic equipment against the entry of external agents: dust or water ♻ Made of recyclable materials 🌿 Artificial plants included



WOODY



OPTIONS

- Solar & Rechargeable Battery | Indoor & outdoor use
- Rechargeable Battery | Play: Light & Music | Indoor & outdoor use



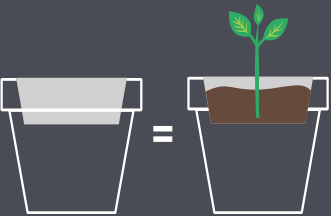
| Im | REFERENCES   |
|----|--------------|
| 45 | LUMWD070SSNW |
| 45 | LUMWD070PLNW |

Packaging: 40,5 x 40,5 x 70 cm | Gross Weight (Packaged Weight): 5,2 kg | Vegan leather handle | Cooler accessory included. | Play Light & Music finished x1 Speaker.


In the section of pots you will find pots with double bottoms and pots without double bottoms.

Flowerpots with false bottom are recommended for the use of artificial plants.

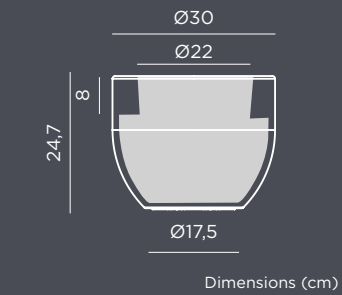
Pots with double bottoms



Pots without double bottoms



AZALEA 30



OPTIONS

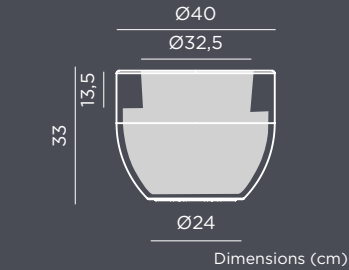
- White Opaque Colour ●
- Black Opaque Colour ●
- Bronze Opaque Colour ●
- Terracota Opaque Colour ●
- Anthracite Opaque Colour ○

REFERENCES

|                 |
|-----------------|
| JDNAZA030BXNLNW |
| JDNAZA030NXNLNW |
| JDNAZA030ZXNLNW |
| JDNAZA030TXNLNW |
| JDNAZA030ANNLNW |

Packaging: Plastic bag | Gross Weight (Packaged Weight): 1kg | 4,9,4L | Product with water reserve.

AZALEA 40



OPTIONS

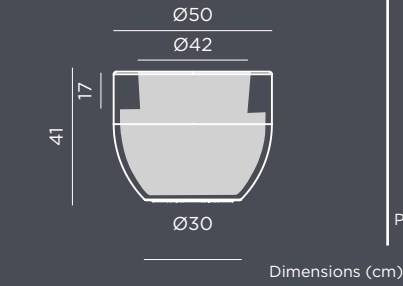
- White Opaque Colour ●
- Black Opaque Colour ●
- Bronze Opaque Colour ●
- Terracota Opaque Colour ●
- Anthracite Opaque Colour ○

REFERENCES

|                 |
|-----------------|
| JDNAZA040BXNLNW |
| JDNAZA040NXNLNW |
| JDNAZA040ZXNLNW |
| JDNAZA040TXNLNW |
| JDNAZA040ANNLNW |

Packaging: Plastic bag | Gross Weight (Packaged Weight): 2kg | 19,7L | Product with water reserve.

AZALEA 50



OPTIONS

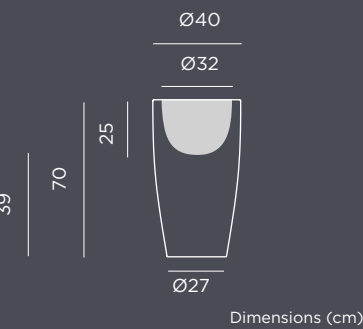
- White Opaque Colour ●
- Black Opaque Colour ●
- Bronze Opaque Colour ●
- Terracota Opaque Colour ●
- Anthracite Opaque Colour ○

REFERENCES

|                 |
|-----------------|
| JDNAZA050BXNLNW |
| JDNAZA050NXNLNW |
| JDNAZA050ZXNLNW |
| JDNAZA050TXNLNW |
| JDNAZA050ANNLNW |

Packaging: Plastic bag | Gross Weight (Packaged Weight): 3,5kg | 37,8L | Product with water reserve.

BAMBU 70



OPTIONS

WITH LIGHT

- Rechargeable Battery | Indoor & outdoor use
- Cable | Indoor & outdoor use



|     |              |
|-----|--------------|
| 315 | LUMBM070WLNW |
| 600 | LUMBM070OFNW |

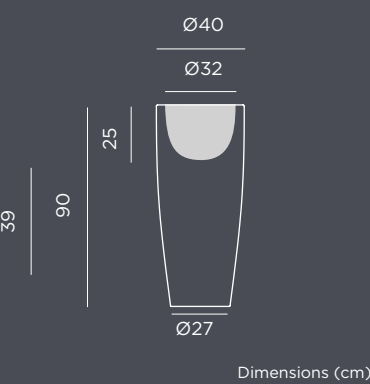
Packaging: 40 x 40 x 70 cm | Gross Weight (Packaged Weight): 4,5kg | 15,8 L | Finished double wall.

OPAQUE COLOUR (WITHOUT LIGHT)

- White Opaque Colour ●
- Black Opaque Colour ●
- Bronze Opaque Colour ●
- Terracota Opaque Colour ●
- Anthracite Opaque Colour ○

Packaging: 40 x 40 x 70 cm | Gross Weight (Packaged Weight): 4kg | 15,8 L | Finished double wall.

BAMBU 90



OPTIONS

WITH LIGHT

- Rechargeable Battery | Indoor & outdoor use
- Cable | Indoor & outdoor use



|     |              |
|-----|--------------|
| 335 | LUMBM090TWNW |
| 900 | LUMBM090OFNW |

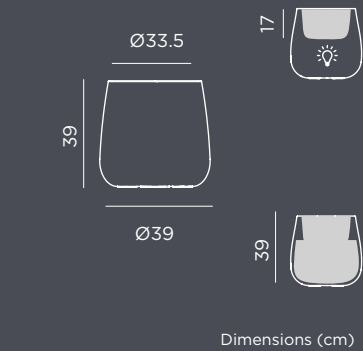
Packaging: 40,5 x 40,5 x 89,5 cm | Gross Weight (Packaged Weight): 6,5kg | 15,8 L | Finished double wall.

OPAQUE COLOUR (WITHOUT LIGHT)

- White Opaque Colour ●
- Black Opaque Colour ●
- Bronze Opaque Colour ●
- Terracota Opaque Colour ●
- Anthracite Opaque Colour ○

Packaging: 40,5 x 40,5 x 89,5 cm | Gross Weight (Packaged Weight): 6kg | 15,8 L | Finished double wall.

CAMELIA 40



OPTIONS

WITH LIGHT

- Solar & Rechargeable Battery | Indoor & outdoor use
- Cable | Indoor & outdoor use



|     |              |
|-----|--------------|
| 45  | LUMCA040SSNW |
| 600 | LUMCA040OFNW |

Packaging: 40,5 x 40,5 x 39,5 cm | Gross Weight (Packaged Weight): 3,2kg | 5,5 L | Finished double wall.

OPAQUE COLOUR (WITHOUT LIGHT)

- White Opaque Colour ●
- Black Opaque Colour ●
- Bronze Opaque Colour ●
- Anthracite Opaque Colour ○

Packaging: Plastic bag | Gross Weight (Packaged Weight): 2,2kg | 32,45 L | Finished double wall.

GLOSSARY This technical catalogue is subject to periodic updates, the measurements or finishes may vary in future revisions.

☀ White light (included) ☀ Warm light (included) ☀ RGB light (included) ☀ Warm light portable rechargeable battery (included) ☀ Led tube lighting (included) 🔥 Led light flame effect 🌙 Twilight sensor 🌙 Motion sensor 🌙 Electric charge (driver not included) 🌙 Remote control (included) 🌙 Dimmable 🌙 Hanging product 🌙 Floating, not submersible 🌙 Integrated speakers 🌙 Touch control 🌙 Volumen of the plantation area IP Indicates the level of protection of the electrical or electronic equipment against the entry of external agents: dust or water ♻ Made of recyclable materials 🌱 Artificial plants included

GLOSSARY This technical catalogue is subject to periodic updates, the measurements or finishes may vary in future revisions.

☀ White light (included) ☀ Warm light (included) ☀ RGB light (included) ☀ Warm light portable rechargeable battery (included) ☀ Led tube lighting (included) 🔥 Led light flame effect 🌙 Twilight sensor 🌙 Motion sensor 🌙 Electric charge (driver not included) 🌙 Remote control (included) 🌙 Dimmable 🌙 Hanging product 🌙 Floating, not submersible 🌙 Integrated speakers 🌙 Touch control 🌙 Volumen of the plantation area IP Indicates the level of protection of the electrical or electronic equipment against the entry of external agents: dust or water ♻ Made of recyclable materials 🌱 Artificial plants included



| CAMELIA 60 | OPTIONS  | Im        | REFERENCES                   |
|------------|--|-----------|------------------------------|
|            | WITH LIGHT   |           |                              |
|            | Solar & Rechargeable Battery   Indoor & outdoor use<br>Cable   Indoor & outdoor use  | 45<br>600 | LUMCA060SSNW<br>LUMCA060OFNW |
|            | Packaging: 60,5 x 60,5 x 42,7 cm   Gross Weight (Packaged Weight): 5kg    29,4 L   Finished double wall.   |           |                              |
|            | OPAQUE COLOUR (WITHOUT LIGHT)  |           |                              |
|            | White Opaque Colour  JDNCA060BXNW<br>Black Opaque Colour  JDNCA060NXNW<br>Bronze Opaque Colour  JDNCA060ZXNW<br>Anthracite Opaque Colour  JDNCA060ANNW |           |                              |
|            | Packaging: Plastic bag   Gross Weight (Packaged Weight): 4,5kg    74 L   Finished double wall.   |           |                              |

| CAMELIA 80 | OPTIONS  | Im        | REFERENCES                   |
|------------|--|-----------|------------------------------|
|            | WITH LIGHT   |           |                              |
|            | Solar & Rechargeable Battery   Indoor & outdoor use<br>Cable   Indoor & outdoor use  | 45<br>600 | LUMCA080SSNW<br>LUMCA080OFNW |
|            | Packaging: Plastic bag   Gross Weight (Packaged Weight): 10,5kg    74,8 L  |           |                              |
|            | OPAQUE COLOUR (WITHOUT LIGHT)  |           |                              |
|            | White Opaque Colour  JDNCA080BXNW<br>Black Opaque Colour  JDNCA080NXNW<br>Bronze Opaque Colour  JDNCA080ZXNW<br>Anthracite Opaque Colour  JDNCA080ANNW |           |                              |
|            | Packaging: Plastic bag   Gross Weight (Packaged Weight): 10,5kg    178,4 L   Finished double wall.   |           |                              |

| CAMELIA HIGH | OPTIONS  | Im        | REFERENCES                   |
|--------------|--|-----------|------------------------------|
|              | WITH LIGHT   |           |                              |
|              | Solar & Rechargeable Battery   Indoor & outdoor use<br>Cable   Indoor & outdoor use  | 45<br>600 | LUMCAHIGSSNW<br>LUMCAHIGOFNW |
|              | Packaging: 40,5 x 40,5 x 69,5 cm   Gross Weight (Packaged Weight): 4kg    13,9 L   Finished double wall.   |           |                              |
|              | OPAQUE COLOUR (WITHOUT LIGHT)  |           |                              |
|              | White Opaque Colour  JDNCAHIGBXNW<br>Black Opaque Colour  JDNCAHIGNXNW<br>Bronze Opaque Colour  JDNCAHIGZXNW<br>Anthracite Opaque Colour  JDNCAHIGANNW |           |                              |
|              | Packaging: Plastic bag   Gross Weight (Packaged Weight): 3,5kg    53,7 L   Finished double wall.   |           |                              |

| CAMELIA LARGE | OPTIONS  | Im        | REFERENCES                   |
|---------------|--|-----------|------------------------------|
|               | WITH LIGHT   |           |                              |
|               | Solar & Rechargeable Battery   Indoor & outdoor use<br>Cable   Indoor & outdoor use  | 45<br>250 | LUMCALARSSNW<br>LUMCALAROFNW |
|               | Packaging: 50 x 50 x 111 cm   Gross Weight (Packaged Weight): 7,5kg    43,4 L   Finished double wall.  |           |                              |
|               | OPAQUE COLOUR (WITHOUT LIGHT)  |           |                              |
|               | White Opaque Colour  JDNCALARBXNW<br>Black Opaque Colour  JDNCALARNXNW<br>Bronze Opaque Colour  JDNCALARZXNW<br>Anthracite Opaque Colour  JDNCALARANNW |           |                              |
|               | Packaging: Plastic bag   Gross Weight (Packaged Weight): 6kg    101,58 L   Finished double wall.   |           |                              |

GLOSSARY This technical catalogue is subject to periodic updates, the measurements or finishes may vary in future revisions.

White light (included)
 Warm light (included)
 RGB light (included)
 Warm light portable rechargeable battery (included)
 Led tube lighting (included)
 Led light flame effect
 Twilight sensor
 Motion sensor
 Electric charge (driver not included)
 Remote control (included)
 Dimmable
 Hanging product
 Floating, not submersible
 Integrated speakers
 Touch control
 Volumen of the plantation area
 IP Indicates the level of protection of the electrical or electronic equipment against the entry of external agents: dust or water
 Made of recyclable materials
 Artificial plants included

| FICUS 60 | OPTIONS  | Im        | REFERENCES                   |
|----------|--|-----------|------------------------------|
|          | WITH LIGHT   |           |                              |
|          | Solar & Rechargeable Battery   Indoor & outdoor use<br>Cable   Indoor & outdoor use  | 45<br>600 | LUMFC060SSNW<br>LUMFC060OFNW |
|          | Packaging: 29,6 x 29,6 x 59,9   Gross Weight (Packaged Weight): 2,6kg    9 L   |           |                              |
|          | OPAQUE COLOUR (WITHOUT LIGHT)  |           |                              |
|          | White Opaque Colour  JDNFC060BXNW<br>Black Opaque Colour  JDNFC060NXNW<br>Bronze Opaque Colour  JDNFC060ZXNW<br>Anthracite Opaque Colour  JDNFC060ANNW |           |                              |
|          | Packaging: Plastic bag   Gross Weight (Packaged Weight): 2,1kg    16,1 L   |           |                              |

| FICUS 80 | OPTIONS  | Im        | REFERENCES                   |
|----------|--|-----------|------------------------------|
|          | WITH LIGHT   |           |                              |
|          | Solar & Rechargeable Battery   Indoor & outdoor use<br>Cable   Indoor & outdoor use  | 45<br>600 | LUMFC080SSNW<br>LUMFC080OFNW |
|          | Packaging: 29,5 x 29,5 x 59,9   Gross Weight (Packaged Weight): 3,2kg    9,5 L   |           |                              |
|          | OPAQUE COLOUR (WITHOUT LIGHT)  |           |                              |
|          | White Opaque Colour  JDNFC080BXNW<br>Black Opaque Colour  JDNFC080NXNW<br>Bronze Opaque Colour  JDNFC080ZXNW<br>Anthracite Opaque Colour  JDNFC080ANNW |           |                              |
|          | Packaging: Plastic bag   Gross Weight (Packaged Weight): 2,7kg    22,5 L   |           |                              |

| GERBERA 33 | OPTIONS   | REFERENCES   |
|------------|---|--|
|            | White Opaque Colour<br>Black Opaque Colour<br>Bronze Opaque Colour<br>Topo Opaque Colour<br>Terracota Opaque Colour<br>Anthracite Opaque Colour | JDNGB033BXNW<br>JDNGB033NXNW<br>JDNGB033ZXNW<br>JDNGB033KXNW<br>JDNGB033TXNW<br>JDNGB033ANNW |
|            | Packaging: Plastic bag   Gross Weight (Packaged Weight): 1kg    19,6L   Product with water reserve.   |  |
|            |   |  |

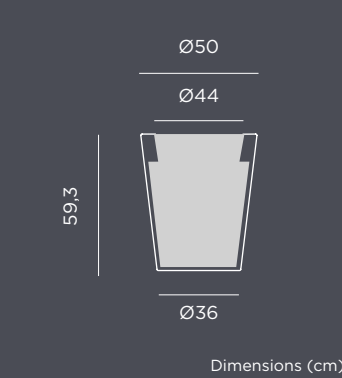
| GERBERA 45 | OPTIONS   | REFERENCES   |
|------------|---|--|
|            | White Opaque Colour<br>Black Opaque Colour<br>Bronze Opaque Colour<br>Topo Opaque Colour<br>Terracota Opaque Colour<br>Anthracite Opaque Colour | JDNGB045BXNW<br>JDNGB045NXNW<br>JDNGB045ZXNW<br>JDNGB045KXNW<br>JDNGB045TXNW<br>JDNGB045ANNW |
|            | Packaging: Plastic bag   Gross Weight (Packaged Weight): 2,2kg    54,8L   Product with water reserve.   |  |
|            | Dimensions (cm)   |  |

GLOSSARY This technical catalogue is subject to periodic updates, the measurements or finishes may vary in future revisions.

White light (included)
 Warm light (included)
 RGB light (included)
 Warm light portable rechargeable battery (included)
 Led tube lighting (included)
 Led light flame effect
 Twilight sensor
 Motion sensor
 Electric charge (driver not included)
 Remote control (included)
 Dimmable
 Hanging product
 Floating, not submersible
 Integrated speakers
 Touch control
 Volumen of the plantation area
 IP Indicates the level of protection of the electrical or electronic equipment against the entry of external agents: dust or water
 Made of recyclable materials
 Artificial plants included



GERBERA 50



OPTIONS

- White Opaque Colour ●
- Black Opaque Colour ●
- Bronze Opaque Colour ●
- Terracota Opaque Colour ●
- Anthracite Opaque Colour ○

RUSTIC TEXTURE

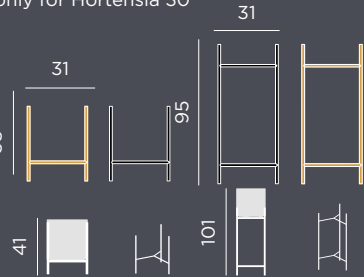
Packaging: Plastic bag | Gross Weight (Packaged Weight): 4kg | 472,8L | Product with water reserve.

REFERENCES

- JDNGB050BXNW
- JDNGB050NXNW
- JDNGB050ZXNW
- JDNGB050TXNW
- JDNGB050ANNW

LIFT SUPPORT ACCESSORIES

Accesories available only for Hortensia 30



OPTIONS

- Support accessory 41cm black color ●
- Support accessory 41cm brass color ●
- Support accessory 101cm black color ●
- Support accessory 101cm brass color ●

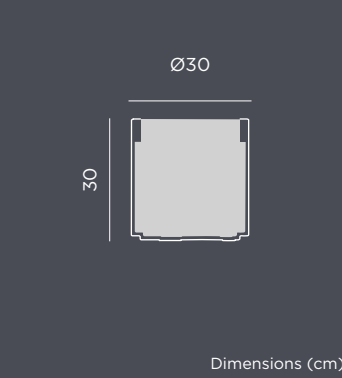
Packaging (Support Accesory 41 cm): 29,2 x 36,9 x 2 cm | Gross Weight (Packaged Weight): 0,6kg

Packaging (Support Accesory 101 cm): 29,2 x 97 x 2 cm | Gross Weight (Packaged Weight): 1,6kg

REFERENCES

- JDNLIFT30041NXNW
- JDNLIFT30041BRNW
- JDNLIFT30110NXNW
- JDNLIFT30110BRNW

HORTENSIA 30



OPTIONS

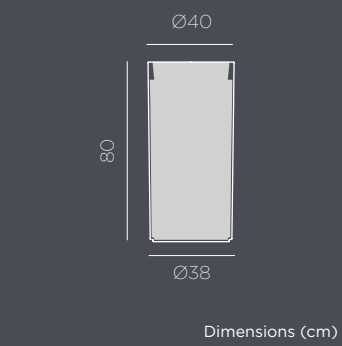
- White Opaque Colour ●
- Black Opaque Colour ●
- Bronze Opaque Colour ●
- Topo Opaque Colour ●
- Terracota Opaque Colour ●
- Anthracite Opaque Colour ○

Packaging: Plastic bag | Gross Weight (Packaged Weight): 1kg | 417,8L | Product with water reserve.

REFERENCES

- JDNHOR030BXNW
- JDNHOR030NXNW
- JDNHOR030ZXNW
- JDNHOR030KXNW
- JDNHOR030TXNW
- JDNHOR030ANNW

HORTENSIA 40 HIGH



OPTIONS

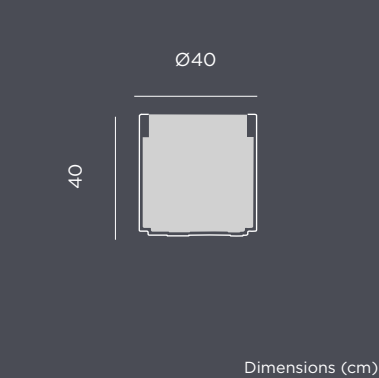
- White Opaque Colour ●
- Black Opaque Colour ●
- Bronze Opaque Colour ●
- Terracota Opaque Colour ●
- Anthracite Opaque Colour ○
- Topo Opaque Colour ●

Packaging: Plastic bag | Gross Weight (Packaged Weight): kg | 483,4 L | Product with water reserve.

REFERENCES

- JDNHOH040BXNLNW
- JDNHOH040NXNLNW
- JDNHOH040ZXNLNW
- JDNHOH040TXNLNW
- JDNHOH040ANNLNW
- JDNHOH040KXNLNW

HORTENSIA 40



OPTIONS

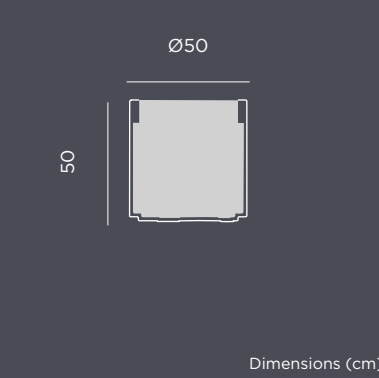
- White Opaque Colour ●
- Black Opaque Colour ●
- Bronze Opaque Colour ●
- Topo Opaque Colour ●
- Terracota Opaque Colour ●
- Anthracite Opaque Colour ○

Packaging: Plastic bag | Gross Weight (Packaged Weight): 2,5kg | 440L | Product with water reserve.

REFERENCES

- JDNHOR040BXNW
- JDNHOR040NXNW
- JDNHOR040ZXNW
- JDNHOR040KXNW
- JDNHOR040TXNW
- JDNHOR040ANNW

HORTENSIA 50



OPTIONS

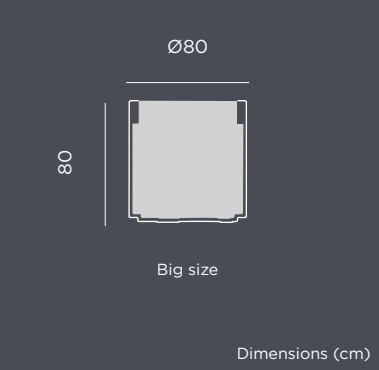
- White Opaque Colour ●
- Black Opaque Colour ●
- Bronze Opaque Colour ●
- Topo Opaque Colour ●
- Terracota Opaque Colour ●
- Anthracite Opaque Colour ○

Packaging: Plastic bag | Gross Weight (Packaged Weight): 4kg | 481,L | Product with water reserve.

REFERENCES

- JDNHOR050BXNW
- JDNHOR050NXNW
- JDNHOR050ZXNW
- JDNHOR050KXNW
- JDNHOR050TXNW
- JDNHOR050ANNW

HORTENSIA 80



OPTIONS

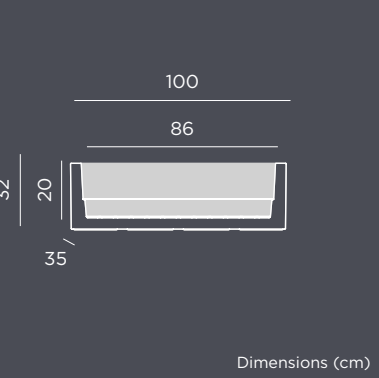
- White Opaque Colour ●
- Black Opaque Colour ●
- Bronze Opaque Colour ●
- Terracota Opaque Colour ●
- Anthracite Opaque Colour ○

Packaging: Plastic bag | Gross Weight (Packaged Weight): 12kg | 4343 L | Product with water reserve.

REFERENCES

- JDNHOR080BXNW
- JDNHOR080NXNW
- JDNHOR080ZXNW
- JDNHOR080TXNW
- JDNHOR080ANNW

JARA 100X35



OPTIONS

- White Opaque Colour ●
- Black Opaque Colour ●
- Bronze Opaque Colour ●
- Topo Opaque Colour ●
- Terracota Opaque Colour ●
- Anthracite Opaque Colour ○

Packaging: Plastic bag | Gross Weight (Packaged Weight): 7kg | 451,7L | Finished double wall. Product with water reserve.

REFERENCES

- JDNJR100BXNW
- JDNJR100NXNW
- JDNJR100ZXNW
- JDNJR100KXNW
- JDNJR100TXNW
- JDNJR100ANNW

GLOSSARY This technical catalogue is subject to periodic updates, the measurements or finishes may vary in future revisions.

💡 White light (included) 🌞 Warm light (included) 🌈 RGB light (included) 🔋 Warm light portable rechargeable battery (included) 📺 Led tube lighting (included) 🔥 Led light flame effect 🌙 Twilight sensor 🚶 Motion sensor 🔌 Electric charge (driver not included) 📶 Remote control (included) 📶 Dimmable 📶 Hanging product 🚶 Floating, not submersible 🗣 Integrated speakers 🖱 Touch control 💧 Volumen of the plantation area IP Indicates the level of protection of the electrical or electronic equipment against the entry of external agents: dust or water ♻ Made of recyclable materials 🌿 Artificial plants included

GLOSSARY This technical catalogue is subject to periodic updates, the measurements or finishes may vary in future revisions.

💡 White light (included) 🌞 Warm light (included) 🌈 RGB light (included) 🔋 Warm light portable rechargeable battery (included) 📺 Led tube lighting (included) 🔥 Led light flame effect 🌙 Twilight sensor 🚶 Motion sensor 🔌 Electric charge (driver not included) 📶 Remote control (included) 📶 Dimmable 📶 Hanging product 🚶 Floating, not submersible 🗣 Integrated speakers 🖱 Touch control 💧 Volumen of the plantation area IP Indicates the level of protection of the electrical or electronic equipment against the entry of external agents: dust or water ♻ Made of recyclable materials 🌿 Artificial plants included



JARA 100X40

JUNCO 80

80

32

68

20

23

80

☀️🔋⚡

Solar & Rechargeable Battery | Indoor & outdoor use

🔌

Cable | Indoor & outdoor use

💡

IP65

📶

🌙

IP65

45

LUMJN080SSNW

600

LUMJN080OFNW

Packaging: 82 x 34 x 83 | Gross Weight (Packaged Weight): 12kg | ♻️ 38,8 L | Finished double wall.

OPAQUE COLOUR (WITHOUT LIGHT)

White Opaque Colour

●

JDNJN080BXNW

Black Opaque Colour

●

JDNJN080NXNW

Bronze Opaque Colour

●

JDNJN080ZXNW

Topo Opaque Colour

●

JDNJN080KXNW

Anthracite Opaque Colour

○

JDNJN080ANNW

Packaging: Plastic bag | Gross Weight (Packaged Weight): 10kg | ♻️ 38,8 L | Finished double wall.

Dimensions (cm)

MAGNOLIA 30

Ø30

Ø24

Ø19

29

10

MAGNOLIA 45

| OPTIONS   |  | Im  | REFERENCES   |
|---|--|-----|--------------|
|   | <b>WITH LIGHT</b>  |     |              |
|   | ☀️🔋⚡ Solar & Rechargeable Battery   Indoor & outdoor use   | 45  | LUMMG045SSNW |
|   | 🔌 Cable   Indoor & outdoor use   | 600 | LUMMG045OFNW |
|   | Packaging: 46 x 46 x 46,5 cm   Gross Weight (Packaged Weight): 4 kg   ♻️19,4 L   Finished double wall. |     |              |
|   | <b>OPAQUE COLOUR (WITHOUT LIGHT)</b>   |     |              |
|   | White Opaque Colour● JDNMG045BXNW  |     |              |
|   | Black Opaque Colour● JDNMG045NXNW  |     |              |
|   | Bronze Opaque Colour● JDNMG045ZXNW   |     |              |
|   | Anthracite Opaque Colour○ JDNMG045ANNW   |     |              |
| Packaging: Plastic bag   Gross Weight (Packaged Weight): 2kg   ♻️33,4 L |  |     |              |
| Dimensions (cm)   |  |     |              |

GLOSSARY This technical catalogue is subject to periodic updates, the measurements or finishes may vary in future revisions.

💡 White light (included) 🌞 Warm light (included) 🌈 RGB light (included) 🔋 Warm light portable rechargeable battery (included) 📡 Led tube lighting (included) 🔥 Led light flame effect 🌙 Twilight sensor 🦋 Motion sensor 🔌 Electric charge (driver not included) 📶 Remote control (included) 📶 Dimmable 🌀 Hanging product 🌊 Floating, not submersible 🔊 Integrated speakers 🖱 Touch control 💧 Volumn of the plantation area IP Indicates the level of protection of the electrical or electronic equipment against the entry of external agents: dust or water ♻️ Made of recyclable materials 🌿 Artificial plants included

MAGNOLIA 60


Ø57


Ø48

57


Ø38

29







Solar & Rechargeable Battery | Indoor & outdoor use




Cable | Indoor & outdoor use




IP65




IP65




45



600



LUMMG060SSNW



LUMMG060OFNW

Packaging: 59 x 59 x 59 cm | Gross Weight (Packaged Weight): 7kg | ♻️ 36,7 L | Finished double wall.


Ø57


Ø48

57


Ø38

29







Solar & Rechargeable Battery | Indoor & outdoor use




Cable | Indoor & outdoor use




IP65




IP65




45



600



LUMMG060SSNW



LUMMG060OFNW

Packaging: 59 x 59 x 59 cm | Gross Weight (Packaged Weight): 7kg | ♻️ 36,7 L | Finished double wall.


Ø57


Ø48

57


Ø38

29







Solar & Rechargeable Battery | Indoor & outdoor use




Cable | Indoor & outdoor use




IP65




IP65




45



600



LUMMG060SSNW



LUMMG060OFNW

Packaging: 59 x 59 x 59 cm | Gross Weight (Packaged Weight): 7kg | ♻️ 36,7 L | Finished double wall.


Ø57


Ø48

57


Ø38

29







Solar & Rechargeable Battery | Indoor & outdoor use




Cable | Indoor & outdoor use




IP65




IP65




45



600



LUMMG060SSNW



LUMMG060OFNW

Packaging: 59 x 59 x 59 cm | Gross Weight (Packaged Weight): 7kg | ♻️ 36,7 L | Finished double wall.


Ø57


Ø48

57


Ø38

29







Solar & Rechargeable Battery | Indoor & outdoor use




Cable | Indoor & outdoor use




IP65




IP65




45



600



LUMMG060SSNW



LUMMG060OFNW

Packaging: 59 x 59 x 59 cm | Gross Weight (Packaged Weight): 7kg | ♻️ 36,7 L | Finished double wall.


Ø57


Ø48

57


Ø38

29







Solar & Rechargeable Battery | Indoor & outdoor use




Cable | Indoor & outdoor use




IP65




IP65




45



600



LUMMG060SSNW



LUMMG060OFNW

Packaging: 59 x 59 x 59 cm | Gross Weight (Packaged Weight): 7kg | ♻️ 36,7 L | Finished double wall.


Ø57


Ø48

57


Ø38

29







Solar & Rechargeable Battery | Indoor & outdoor use




Cable | Indoor & outdoor use




IP65




IP65




45



600



LUMMG060SSNW



LUMMG060OFNW

Packaging: 59 x 59 x 59 cm | Gross Weight (Packaged Weight): 7kg | ♻️ 36,7 L | Finished double wall.


Ø57


Ø48

57


Ø38

29







Solar & Rechargeable Battery | Indoor & outdoor use




Cable | Indoor & outdoor use




IP65




IP65




45



600



LUMMG060SSNW



LUMMG060OFNW

Packaging: 59 x 59 x 59 cm | Gross Weight (Packaged Weight): 7kg | ♻️ 36,7 L | Finished double wall.


Ø57


Ø48

57


Ø38

29







Solar & Rechargeable Battery | Indoor & outdoor use




Cable | Indoor & outdoor use




IP65




IP65




45



600



LUMMG060SSNW



LUMMG060OFNW

Packaging: 59 x 59 x 59 cm | Gross Weight (Packaged Weight): 7kg | ♻️ 36,7 L | Finished double wall.


Ø57


Ø48

57


Ø38

29







Solar & Rechargeable Battery | Indoor & outdoor use




Cable | Indoor & outdoor use




IP65




IP65




45



600



LUMMG060SSNW



LUMMG060OFNW

Packaging: 59 x 59 x 59 cm | Gross Weight (Packaged Weight): 7kg | ♻️ 36,7 L | Finished double wall.


Ø57


Ø48

57


Ø38

29







Solar & Rechargeable Battery | Indoor & outdoor use




Cable | Indoor & outdoor use




IP65




IP65




45



600



LUMMG060SSNW



LUMMG060OFNW

Packaging: 59 x 59 x 59 cm | Gross Weight (Packaged Weight): 7kg | ♻️ 36,7 L | Finished double wall.


Ø57


Ø48

57


Ø38

29







Solar & Rechargeable Battery | Indoor & outdoor use




Cable | Indoor & outdoor use




IP65




IP65




45



600



LUMMG060SSNW



LUMMG060OFNW

Packaging: 59 x 59 x 59 cm | Gross Weight (Packaged Weight): 7kg | ♻️ 36,7 L | Finished double wall.


Ø57


Ø48

57


Ø38

29







Solar & Rechargeable Battery | Indoor & outdoor use




Cable | Indoor & outdoor use




IP65




IP65




45



600



LUMMG060SSNW



LUMMG060OFNW

Packaging: 59 x 59 x 59 cm | Gross Weight (Packaged Weight): 7kg | ♻️ 36,7 L | Finished double wall.


Ø57


Ø48

57


Ø38

29







Solar & Rechargeable Battery | Indoor & outdoor use




Cable | Indoor & outdoor use




IP65




IP65




45



600



LUMMG060SSNW



LUMMG060OFNW

Packaging: 59 x 59 x 59 cm | Gross Weight (Packaged Weight): 7kg | ♻️ 36,7 L | Finished double wall.


Ø57


Ø48

57


Ø38

29







Solar & Rechargeable Battery | Indoor & outdoor use




Cable | Indoor & outdoor use




IP65




IP65




45



600



LUMMG060SSNW



LUMMG060OFNW

Packaging: 59 x 59 x 59 cm | Gross Weight (Packaged Weight): 7kg | ♻️ 36,7 L | Finished double wall.


Ø57


Ø48

57


Ø38

29







Solar & Rechargeable Battery | Indoor & outdoor use




Cable | Indoor & outdoor use




IP65




IP65




45



600



LUMMG060SSNW



LUMMG060OFNW

Packaging: 59 x 59 x 59 cm | Gross Weight (Packaged Weight): 7kg | ♻️ 36,7 L | Finished double wall.


Ø57


Ø48

57


Ø38

29







Solar & Rechargeable Battery | Indoor & outdoor use




Cable | Indoor & outdoor use




IP65




IP65




45



600



LUMMG060SSNW



LUMMG060OFNW

Packaging: 59 x 59 x 59 cm | Gross Weight (Packaged Weight): 7kg | ♻️ 36,7 L | Finished double wall.


Ø57


Ø48

57


Ø38

29







Solar & Rechargeable Battery | Indoor & outdoor use




Cable | Indoor & outdoor use




IP65




IP65




45



600



LUMMG060SSNW



LUMMG060OFNW

Packaging: 59 x 59 x 59 cm | Gross Weight (Packaged Weight): 7kg | ♻️ 36,7 L | Finished double wall.


Ø57


Ø48

57


Ø38

29







Solar & Rechargeable Battery | Indoor & outdoor use




Cable | Indoor & outdoor use




IP65




IP65




45



600



LUMMG060SSNW



LUMMG060OFNW

Packaging: 59 x 59 x 59 cm | Gross Weight (Packaged Weight): 7kg | ♻️ 36,7 L | Finished double wall.


Ø57


Ø48

57


Ø38

29







Solar & Rechargeable Battery | Indoor & outdoor use




Cable | Indoor & outdoor use




IP65




IP65




45



600



LUMMG060SSNW



LUMMG060OFNW

Packaging: 59 x 59 x 59 cm | Gross Weight (Packaged Weight): 7kg | ♻️ 36,7 L | Finished double wall.


Ø57


Ø48

57


Ø38

29







Solar & Rechargeable Battery | Indoor & outdoor use




Cable | Indoor & outdoor use




IP65




IP65




45



600



LUMMG060SSNW



LUMMG060OFNW

Packaging: 59 x 59 x 59 cm | Gross Weight (Packaged Weight): 7kg | ♻️ 36,7 L | Finished double wall.


Ø57


Ø48

57


Ø38

29






Solar & Rechargeable Battery | Indoor & outdoor use








Cable | Indoor & outdoor use



IP65

MAGNOLIA 80

|   |                                      |   |  |     |                 |
|---|--------------------------------------|---|--|-----|-----------------|
|  | <b>WITH LIGHT</b>                    |  Solar & Rechargeable Battery   Indoor & outdoor use |  IP65 | 150 | JDNMGN080XXSSNW |
|   |                                      |  Cable   Indoor & outdoor use                        |  | 600 | JDNMGN080XXOFNW |
|   |                                      | Packaging: Plastic bag   Gross Weight (Packaged Weight): 16kg   82,5 L   Finished double wall.  |  |     |                 |
|   |                                      |   |  |     |                 |
|  | <b>OPAQUE COLOUR (WITHOUT LIGHT)</b> | White Opaque Colour ● JDNMGN080BXNLNW   |  |     |                 |
|   |                                      | Black Opaque Colour ● JDNMGN080NXNLNW   |  |     |                 |
|   |                                      | Bronze Opaque Colour ● JDNMGN080ZXNLNW  |  |     |                 |
|   |                                      | Anthracite Opaque Colour ○ JDNMGN080ANNLNW  |  |     |                 |
| Dimensions (cm)   |                                      | Packaging: Plastic bag   Gross Weight (Packaged Weight): 15kg   207,2 L   Product with water reserve.                                   |  |     |                 |

MAGNOLIA 120

| OPTIONS   |   | Im  | REFERENCES      |
|---|---|-----|-----------------|
|   | <b>WITH LIGHT</b>   |     |                 |
|   | ☀️🔋⚡ Solar & Rechargeable Battery   Indoor & outdoor use  | 600 | JDNMGN120XXSSNW |
|   | 🔌 Cable   Indoor & outdoor use  | 600 | JDNMGN120XXOFNW |
|   | Packaging: Plastic bag   Gross Weight (Packaged Weight): 36kg   ♻️282,2 L   Finished double wall. |     |                 |
|   | <b>OPAQUE COLOUR (WITHOUT LIGHT)</b>  |     |                 |
|   | White Opaque Colour● JDNMGN120BXNLNW  |     |                 |
|   | Black Opaque Colour● JDNMGN120NXNLNW  |     |                 |
|   | Bronze Opaque Colour● JDNMGN120ZXNLNW   |     |                 |
|   | Anthracite Opaque Colour○ JDNMGN120ANLNLNW  |     |                 |
| Packaging: Plastic bag   Gross Weight (Packaged Weight): 35kg   ♻️752,6 L |   |     |                 |
| Dimensions (cm)   |   |     |                 |

MAGNOLIA 160

Ø160

Ø126

152

78

Ø100

Big size

152

78

☀️🔋⚡

Solar & Rechargeable Battery | Indoor & outdoor use

🔌

Cable | Indoor & outdoor use

☀️

IP65

📶

🌙

600

JDNMGN160XXSSNW

600

JDNMGN160XXOFNW

☀️🔋⚡

Solar & Rechargeable Battery | Indoor & outdoor use

🔌

Cable | Indoor & outdoor use

☀️

IP65

📶

🌙

600

JDNMGN160XXSSNW

600

JDNMGN160XXOFNW

☀️🔋⚡

Solar & Rechargeable Battery | Indoor & outdoor use

🔌

Cable | Indoor & outdoor use

☀️

IP65

📶

🌙

600

JDNMGN160XXSSNW

600

JDNMGN160XXOFNW

☀️🔋⚡

Solar & Rechargeable Battery | Indoor & outdoor use

🔌

Cable | Indoor & outdoor use

☀️

IP65

📶

🌙

600

JDNMGN160XXSSNW

600

JDNMGN160XXOFNW

☀️🔋⚡

Solar & Rechargeable Battery | Indoor & outdoor use

🔌

Cable | Indoor & outdoor use

☀️

IP65

📶

🌙

600

JDNMGN160XXSSNW

600

JDNMGN160XXOFNW

☀️🔋⚡

Solar & Rechargeable Battery | Indoor & outdoor use

🔌

Cable | Indoor & outdoor use

☀️

IP65

📶

🌙

600

JDNMGN160XXSSNW

600

JDNMGN160XXOFNW

☀️🔋⚡

Solar & Rechargeable Battery | Indoor & outdoor use

🔌

Cable | Indoor & outdoor use

☀️

IP65

📶

🌙

600

JDNMGN160XXSSNW

600

JDNMGN160XXOFNW

☀️🔋⚡

Solar & Rechargeable Battery | Indoor & outdoor use

🔌

Cable | Indoor & outdoor use

☀️

IP65

📶

🌙

600

JDNMGN160XXSSNW

600

JDNMGN160XXOFNW

☀️🔋⚡

Solar & Rechargeable Battery | Indoor & outdoor use

🔌

Cable | Indoor & outdoor use

☀️

IP65

📶

🌙

600

JDNMGN160XXSSNW

600

JDNMGN160XXOFNW

☀️🔋⚡

Solar & Rechargeable Battery | Indoor & outdoor use

🔌

Cable | Indoor & outdoor use

☀️

IP65

📶

🌙

600

JDNMGN160XXSSNW

600

JDNMGN160XXOFNW

☀️🔋⚡

Solar & Rechargeable Battery | Indoor & outdoor use

🔌

Cable | Indoor & outdoor use

☀️

IP65

📶

🌙

600

JDNMGN160XXSSNW

600

JDNMGN160XXOFNW

☀️🔋⚡

Solar & Rechargeable Battery | Indoor & outdoor use

🔌

Cable | Indoor & outdoor use

☀️

IP65

📶

🌙

600

JDNMGN160XXSSNW

600

JDNMGN160XXOFNW

☀️🔋⚡

Solar & Rechargeable Battery | Indoor & outdoor use

🔌

Cable | Indoor & outdoor use

☀️

IP65

📶

🌙

600

JDNMGN160XXSSNW

600

JDNMGN160XXOFNW

☀️🔋⚡

Solar & Rechargeable Battery | Indoor & outdoor use

🔌

Cable | Indoor & outdoor use

☀️

IP65

📶

🌙

600

JDNMGN160XXSSNW

600

JDNMGN160XXOFNW

☀️🔋⚡

Solar & Rechargeable Battery | Indoor & outdoor use

🔌

Cable | Indoor & outdoor use

☀️

IP65

📶

🌙

600

JDNMGN160XXSSNW

600

JDNMGN160XXOFNW

☀️🔋⚡

Solar & Rechargeable Battery | Indoor & outdoor use

🔌

Cable | Indoor & outdoor use

☀️

IP65

📶

🌙

600

JDNMGN160XXSSNW

600

JDNMGN160XXOFNW

☀️🔋⚡

Solar & Rechargeable Battery | Indoor & outdoor use

🔌

Cable | Indoor & outdoor use

☀️

IP65

📶

🌙

600

JDNMGN160XXSSNW

600

JDNMGN160XXOFNW

☀️🔋⚡

Solar & Rechargeable Battery | Indoor & outdoor use

🔌

Cable | Indoor & outdoor use

☀️

IP65

📶

🌙

600

JDNMGN160XXSSNW

600

JDNMGN160XXOFNW

☀️🔋⚡

Solar & Rechargeable Battery | Indoor & outdoor use

🔌

Cable | Indoor & outdoor use

☀️

IP65

📶

🌙

600

JDNMGN160XXSSNW

600

JDNMGN160XXOFNW

☀️🔋⚡

Solar & Rechargeable Battery | Indoor & outdoor use

🔌

Cable | Indoor & outdoor use

☀️

IP65

📶

🌙

600

JDNMGN160XXSSNW

600

JDNMGN160XXOFNW

☀️🔋⚡

Solar & Rechargeable Battery | Indoor & outdoor use

🔌

Cable | Indoor & outdoor use

☀️

IP65

📶

🌙

600

JDNMGN160XXSSNW

600

JDNMGN160XXOFNW

☀️🔋⚡

Solar & Rechargeable Battery | Indoor & outdoor use

🔌

Cable | Indoor & outdoor use

☀️

IP65

📶

🌙

600

JDNMGN160XXSSNW

600

JDNMGN160XXOFNW

☀️🔋⚡

Solar & Rechargeable Battery | Indoor & outdoor use

🔌

Cable | Indoor & outdoor use

☀️

IP65

📶

🌙

600

JDNMGN160XXSSNW

600

JDNMGN160XXOFNW

☀️🔋⚡

Solar & Rechargeable Battery | Indoor & outdoor use

🔌

Cable | Indoor & outdoor use

☀️

IP65

📶

🌙

600

JDNMGN160XXSSNW

600

JDNMGN160XXOFNW

☀️🔋⚡

Solar & Rechargeable Battery | Indoor & outdoor use

🔌

Cable | Indoor & outdoor use

☀️

IP65

📶

🌙

600

JDNMGN160XXSSNW

600

JDNMGN160XXOFNW

☀️🔋⚡

Solar & Rechargeable Battery | Indoor & outdoor use

🔌

Cable | Indoor & outdoor use

☀️

IP65

📶

🌙

600

JDNMGN160XXSSNW

600

JDNMGN160XXOFNW

☀️🔋⚡

Solar & Rechargeable Battery | Indoor & outdoor use

🔌

Cable | Indoor & outdoor use

☀️

IP65

📶

🌙

600

JDNMGN160XXSSNW

600

JDNMGN160XXOFNW

☀️🔋⚡

Solar & Rechargeable Battery | Indoor & outdoor use

🔌

Cable | Indoor & outdoor use

☀️

IP65

📶

🌙

600

JDNMGN160XXSSNW

600

JDNMGN160XXOFNW

☀️🔋⚡

Solar & Rechargeable Battery | Indoor & outdoor use

🔌

Cable | Indoor & outdoor use

☀️

IP65

📶

🌙

600

JDNMGN160XXSSNW

600

JDNMGN160XXOFNW

☀️🔋⚡

Solar & Rechargeable Battery | Indoor & outdoor use

🔌

Cable | Indoor & outdoor use

☀️

IP65

📶

🌙

600

JDNMGN160XXSSNW

600

JDNMGN160XXOFNW

☀️🔋⚡

Solar & Rechargeable Battery | Indoor & outdoor use

🔌

Cable | Indoor & outdoor use

☀️

IP65

📶

🌙

600

JDNMGN160XXSSNW

600

JDNMGN160XXOFNW

☀️🔋⚡

Solar & Rechargeable Battery | Indoor & outdoor use

🔌

Cable | Indoor & outdoor use

☀️

IP65

📶

🌙

600

JDNMGN160XXSSNW

600

JDNMGN160XXOFNW

☀️🔋⚡

Solar & Rechargeable Battery | Indoor & outdoor use

🔌

Cable | Indoor & outdoor use

☀️

IP65

📶

🌙

600

JDNMGN160XXSSNW

600

JDNMGN160XXOFNW

☀️🔋⚡

Solar & Rechargeable Battery | Indoor & outdoor use

🔌

Cable | Indoor & outdoor use

☀️

IP65

📶

🌙

600

JDNMGN160XXSSNW

600

JDNMGN160XXOFNW

☀️🔋⚡

Solar & Rechargeable Battery | Indoor & outdoor use

🔌

Cable | Indoor & outdoor use

☀️

IP65

📶

🌙

600

JDNMGN160XXSSNW

600

JDNMGN160XXOFNW

☀️🔋⚡

Solar & Rechargeable Battery | Indoor & outdoor use

🔌

Cable | Indoor & outdoor use

☀️

IP65

📶

🌙

600

JDNMGN160XXSSNW

600

JDNMGN160XXOFNW

☀️🔋⚡

Solar & Rechargeable Battery | Indoor & outdoor use

🔌

Cable | Indoor & outdoor use

☀️

IP65

📶

🌙

600

JDNMGN160XXSSNW

600

JDNMGN160XXOFNW

☀️🔋⚡

Solar & Rechargeable Battery | Indoor & outdoor use

🔌

Cable | Indoor & outdoor use

☀️

IP65

📶

🌙

600

JDNMGN160XXSSNW

600

JDNMGN160XXOFNW

☀️🔋⚡

Solar & Rechargeable Battery | Indoor & outdoor use

🔌

Cable | Indoor & outdoor use

☀️

IP65

📶

🌙

600

JDNMGN160XXSSNW

600

JDNMGN160XXOFNW

☀️🔋⚡

Solar & Rechargeable Battery | Indoor & outdoor use

🔌

Cable | Indoor & outdoor use

☀️

IP65

📶

🌙

600

JDNMGN160XXSSNW

600

JDNMGN160XXOFNW

☀️🔋⚡

Solar & Rechargeable Battery | Indoor & outdoor use

🔌

Cable | Indoor & outdoor use

☀️

IP65

📶

🌙

600

JDNMGN160XXSSNW

600

JDNMGN160XXOFNW

☀️🔋⚡

Solar & Rechargeable Battery | Indoor & outdoor use

🔌

Cable | Indoor & outdoor use

☀️

IP65

📶

🌙

600

JDNMGN160XXSSNW

600

JDNMGN160XXOFNW

☀️🔋⚡

Solar & Rechargeable Battery | Indoor & outdoor use

🔌

Cable | Indoor & outdoor use

☀️

IP65

📶

🌙

600

JDNMGN160XXSSNW

600

JDNMGN160XXOFNW

☀️🔋⚡

Solar & Rechargeable Battery | Indoor & outdoor use

🔌

Cable | Indoor & outdoor use

☀️

IP65

📶

🌙

600

JDNMGN160XXSSNW

600

JDNMGN160XXOFNW

☀️🔋⚡

Solar & Rechargeable Battery | Indoor & outdoor use

🔌

Cable | Indoor & outdoor use

☀️

IP65

📶

🌙

600

JDNMGN160XXSSNW

600

JDNMGN160XXOFNW

☀️🔋⚡

Solar & Rechargeable Battery | Indoor & outdoor use

🔌

Cable | Indoor & outdoor use

☀️

IP65

📶

🌙

600

JDNMGN160XXSSNW

600

JDNMGN160XXOFNW

☀️🔋⚡

Solar & Rechargeable Battery | Indoor & outdoor use

🔌

Cable | Indoor & outdoor use

☀️

IP65

📶

🌙

600

JDNMGN160XXSSNW

600

JDNMGN160XXOFNW

☀️🔋⚡

Solar & Rechargeable Battery | Indoor & outdoor use

🔌

Cable | Indoor & outdoor use

☀️

IP65

📶

🌙

600

JDNMGN160XXSSNW

600

JDNMGN160XXOFNW

☀️🔋⚡

Solar & Rechargeable Battery | Indoor & outdoor use

🔌

Cable | Indoor & outdoor use

☀️

IP65

📶

🌙

600

JDNMGN160XXSSNW

600

JDNMGN160XXOFNW

☀️🔋⚡

Solar & Rechargeable Battery | Indoor & outdoor use

🔌

Cable | Indoor & outdoor use

☀️

IP65

📶

🌙

600

JDNMGN160XXSSNW

600

JDNMGN160XXOFNW

☀️🔋⚡

Solar & Rechargeable Battery | Indoor & outdoor use

🔌

Cable | Indoor & outdoor use

☀️

IP65

📶

🌙

600

JDNMGN160XXSSNW

600

JDNMGN160XXOFNW

☀️🔋⚡

Solar & Rechargeable Battery | Indoor & outdoor use

🔌

Cable | Indoor & outdoor use

☀️

IP65

📶

🌙

600

JDNMGN160XXSSNW

600

JDNMGN160XXOFNW

☀️🔋⚡

Solar & Rechargeable Battery | Indoor & outdoor use

🔌

Cable | Indoor & outdoor use

☀️

IP65

📶

🌙

600

JDNMGN160XXSSNW

600

JDNMGN160XXOFNW

☀️🔋⚡

Solar & Rechargeable Battery | Indoor & outdoor use

🔌

Cable | Indoor & outdoor use

☀️

IP65

📶

🌙

600

JDNMGN160XXSSNW

600

JDNMGN160XXOFNW

☀️🔋⚡

Solar & Rechargeable Battery | Indoor & outdoor use

🔌

Cable | Indoor & outdoor use

☀️

IP65

📶

🌙

600

JDNMGN160XXSSNW

600

JDNMGN160XXOFNW

☀️🔋⚡

Solar & Rechargeable Battery | Indoor & outdoor use

🔌

Cable | Indoor & outdoor use

☀️

IP65

📶

🌙

600

JDNMGN160XXSSNW

600

JDNMGN160XXOFNW

☀️🔋⚡

Solar & Rechargeable Battery | Indoor & outdoor use

🔌

Cable | Indoor & outdoor use

☀️

IP65

📶

🌙

600

JDNMGN160XXSSNW

600

JDNMGN160XXOFNW

☀️🔋⚡

Solar & Rechargeable Battery | Indoor & outdoor use

🔌

Cable | Indoor & outdoor use

☀️

IP65

📶

🌙

600

JDNMGN160XXSSNW

600

JDNMGN160XXOFNW

☀️🔋⚡

Solar & Rechargeable Battery | Indoor & outdoor use

🔌

Cable | Indoor & outdoor use

☀️

IP65

📶

🌙

600

JDNMGN160XXSSNW

600

JDNMGN160XXOFNW

☀️🔋⚡

Solar & Rechargeable Battery | Indoor & outdoor use

🔌

Cable | Indoor & outdoor use

☀️

IP65

📶

🌙

</

GLOSSARY This technical catalogue is subject to periodic updates, the measurements or finishes may vary in future revisions.

💡 White light (included) 🌞 Warm light (included) 🌈 RGB light (included) 🔋 Warm light portable rechargeable battery (included) 📡 Led tube lighting (included) 🔥 Led light flame effect 🌙 Twilight sensor 🦋 Motion sensor 🔌 Electric charge (driver not included) 📶 Remote control (included) 📶 Dimmable 🌀 Hanging product 🌊 Floating, not submersible 🔊 Integrated speakers 🖱 Touch control 💧 Volumn of the plantation area IP Indicates the level of protection of the electrical or electronic equipment against the entry of external agents: dust or water ♻️ Made of recyclable materials 🌿 Artificial plants included



MELISA 30

OPTIONS

Im


REFERENCES

30 x 30


58


21 x 21








18











WITH LIGHT

 Solar & Rechargeable Battery | Indoor & outdoor use

 Cable | Indoor & outdoor use

45

600

LUMML030SSNW

LUMML030OFNW

Packaging: 31 x 31 x 62,3 cm | Gross Weight (Packaged Weight): 4kg | 6,7 L | Finished double wall.

OPAQUE COLOUR (WITHOUT LIGHT)

White Opaque Colour

Black Opaque Colour

Bronze Opaque Colour

Topo Opaque Colour

●

●

●

●

JDNML030BXNW

JDNML030NXNW

JDNML030ZXNW

JDNML030KXNW

Terracota Opaque Colour

Anthracite Opaque Colour

●

○

JDNML030TXNW

JDNML030ANNW

Dimensions (cm)

Packaging: Plastic bag | Gross Weight (Packaged Weight): 2,5kg | 11 L

MELISA 40

OPTIONS

Im

REFERENCES

40 x 40


30 x 30

25


90


29 x 29








18











WITH LIGHT

 Solar & Rechargeable Battery | Indoor & outdoor use

 Cable | Indoor & outdoor use

45

600

LUMML040SSNW

LUMML040OFNW

Packaging: 40,5 x 40,5 x 89,5 cm | Gross Weight (Packaged Weight): 7kg | 11,9 L | Finished double wall.

OPAQUE COLOUR (WITHOUT LIGHT)

White Opaque Colour

Black Opaque Colour

Bronze Opaque Colour

Anthracite Opaque Colour

●

●

●

○

JDNML040BXNW

JDNML040NXNW

JDNML040ZXNW

JDNML040ANNW

Terracota Opaque Colour

Anthracite Opaque Colour

●

○

JDNML040TXNW

JDNML040ANNW

Dimensions (cm)

Packaging: Plastic bag | Gross Weight (Packaged Weight): 6kg | 11,9 L | Finished double wall.

MELISA 50

OPTIONS

Im

REFERENCES

50 x 50


39 x 39

23


110


35 x 35








18











WITH LIGHT

 Solar & Rechargeable Battery | Indoor & outdoor use

 Cable | Indoor & outdoor use

45

600

LUMML050SSNW

LUMML050OFNW

Packaging: 50 x 50 x 111 cm | Gross Weight (Packaged Weight): 11kg | 13,9 L | Finished double wall.

OPAQUE COLOUR (WITHOUT LIGHT)

White Opaque Colour

Black Opaque Colour

Bronze Opaque Colour

Anthracite Opaque Colour

●

●

●

○

JDNML050BXNW

JDNML050NXNW

JDNML050ZXNW

JDNML050ANNW

Terracota Opaque Colour

Anthracite Opaque Colour

●

○

JDNML050TXNW

JDNML050ANNW

Dimensions (cm)

Packaging: Plastic bag | Gross Weight (Packaged Weight): 10kg | 13,9 L | Finished double wall.

NARCISO 35

OPTIONS


REFERENCES

35 x 35


28 x 28


32








18











WITH LIGHT

 Solar & Rechargeable Battery | Indoor & outdoor use

 Cable | Indoor & outdoor use

45

600

LUMML030SSNW

LUMML030OFNW

Packaging: 31 x 31 x 62,3 cm | Gross Weight (Packaged Weight): 4kg | 6,7 L | Finished double wall.

OPAQUE COLOUR (WITHOUT LIGHT)

White Opaque Colour

Black Opaque Colour

Bronze Opaque Colour

Terracota Opaque Colour

Anthracite Opaque Colour

●

●

●

●

○

JDNML030BXNW

JDNML030NXNW

JDNML030ZXNW

JDNML030TXNW

JDNML030ANNW

Terracota Opaque Colour

Anthracite Opaque Colour

●

○


















JDNML030TXNW

JDNML030ANNW

Dimensions (cm)

Packaging: Plastic bag | Gross Weight (Packaged Weight): 2kg | 17,4L

GLOSSARY This technical catalogue is subject to periodic updates, the measurements or finishes may vary in future revisions.

 White light (included)  Warm light (included)  RGB light (included)  Warm light portable rechargeable battery (included)  Led tube lighting (included)  Led light flame effect  Twilight sensor  Motion sensor  Electric charge (driver not included)  Remote control (included)  Dimmable  Hanging product  Floating, not submersible  Integrated speakers  Touch control  Volumen of the plantation area **IP** Indicates the level of protection of the electrical or electronic equipment against the entry of external agents: dust or water  Made of recyclable materials  Artificial plants included

236

NARCISO 40

OPTIONS

Im

REFERENCES


40 x 40

32 x 32


15


36








18











WITH LIGHT

 Solar & Rechargeable Battery | Indoor & outdoor use

 Cable | Indoor & outdoor use

45

600

LUMNCO40SSNW

LUMNCO40OFNW

Packaging: 40,5 x 40,5 x 38 cm | Gross Weight (Packaged Weight): 3,5kg | 8,6 L | Finished double wall.

OPAQUE COLOUR (WITHOUT LIGHT)

White Opaque Colour

Black Opaque Colour

Bronze Opaque Colour

●

●

●

JDNNC040BXNW

JDNNC040NXNW

JDNNC040ZXNW

Terracota Opaque Colour

Anthracite Opaque Colour

●

○

JDNNC040TXNW

JDNNC040ANNW

Dimensions (cm)

Packaging: Plastic bag | Gross Weight (Packaged Weight): 2,5kg | 27,8 L | Product with water reserve.

NARCISO 50

OPTIONS

Im

REFERENCES


49 x 49

39 x 39


22


45








18











WITH LIGHT

 Solar & Rechargeable Battery | Indoor & outdoor use

 Cable | Indoor & outdoor use

45

600

LUMNCO50SSNW

LUMNCO50OFNW

Packaging: 59 x 59 x 59 cm | Gross Weight (Packaged Weight): 6,5kg | 19 L | Finished double wall.

OPAQUE COLOUR (WITHOUT LIGHT)

White Opaque Colour

Black Opaque Colour

Bronze Opaque Colour

●

●

●

JDNNC050BXNW

JDNNC050NXNW

JDNNC050ZXNW

Terracota Opaque Colour

Anthracite Opaque Colour

●

○

JDNNC050TXNW

JDNNC050ANNW

Dimensions (cm)

Packaging: Plastic bag | Gross Weight (Packaged Weight): 5kg | 53,8 L | Product with water reserve.

NARCISO 60

OPTIONS


REFERENCES

59 x 59


50 x 50


52








18











WITH LIGHT

 Solar & Rechargeable Battery | Indoor & outdoor use

 Cable | Indoor & outdoor use

45

600

LUMNCO60SSNW

LUMNCO60OFNW

Packaging: 59 x 59 x 59 cm | Gross Weight (Packaged Weight): 6,5kg | 19 L | Finished double wall.

OPAQUE COLOUR (WITHOUT LIGHT)

White Opaque Colour

Black Opaque Colour

Bronze Opaque Colour

Anthracite Opaque Colour

●

●

●

○

JDNNC060BXNW

JDNNC060NXNW

JDNNC060ZXNW

JDNNC060ANNW

Terracota Opaque Colour

Anthracite Opaque Colour

●

○

JDNNC060TXNW

JDNNC060ANNW

Dimensions (cm)

Packaging: Plastic bag | Gross Weight (Packaged Weight): 7kg | 84,8L

OLIVO 50

OPTIONS


REFERENCES

51 x 51


44 x 44


50








18











WITH LIGHT

 Solar & Rechargeable Battery | Indoor & outdoor use

 Cable | Indoor & outdoor use

45

600

LUMNCO50SSNW

LUMNCO50OFNW

Packaging: 59 x 59 x 59 cm | Gross Weight (Packaged Weight): 6,5kg | 19 L | Finished double wall.

OPAQUE COLOUR (WITHOUT LIGHT)

White Opaque Colour

Black Opaque Colour

Bronze Opaque Colour

Terracota Opaque Colour

Anthracite Opaque Colour

●

●

●

●

○

JDNOLI050BXNLNW

JDNOLI050NXNLNW

JDNOLI050ZXNLNW

JDNOLI050TXNLNW

JDNOLI050ANNLNW

Terracota Opaque Colour

Anthracite Opaque Colour

●

○










JDNOLI050TXNLNW

JDNOLI050ANNLNW

Dimensions (cm)

Packaging: Plastic bag | Gross Weight (Packaged Weight): 4,5kg | 105L | Product with water reserve.

GLOSSARY This technical catalogue is subject to periodic updates, the measurements or finishes may vary in future revisions.

 White light (included)  Warm light (included)  RGB light (included)  Warm light portable rechargeable battery (included)  Led tube lighting (included)  Led light flame effect  Twilight sensor  Motion sensor  Electric charge (driver not included)  Remote control (included)  Dimmable  Hanging product  Floating, not submersible  Integrated speakers  Touch control  Volumen of the plantation area **IP** Indicates the level of protection of the electrical or electronic equipment against the entry of external agents: dust or water  Made of recyclable materials  Artificial plants included

237



OLIVO HIGH

52 x 52

44 x 44

90

50 x 50

Dimensions (cm)

OPTIONS

White Opaque Colour

Black Opaque Colour

Bronze Opaque Colour

Terracota Opaque Colour

Anthracite Opaque Colour

Packaging: Plastic bag | Gross Weight (Packaged Weight): 8kg | 205L | Product with water reserve.

REFERENCES

JDNOLI090BXNLNW

JDNOLI090NXNLNW

JDNOLI090ZXNLNW

JDNOLI090TXNLNW

JDNOLI090ANNLNW

OLIVO LARGE

121

114

50

50

Dimensions (cm)

OPTIONS

White Opaque Colour

Black Opaque Colour

Bronze Opaque Colour

Terracota Opaque Colour

Anthracite Opaque Colour

Packaging: Plastic bag | Gross Weight (Packaged Weight): 7kg | 252L | Product with water reserve.

REFERENCES

JDNOLI120BXNLNW

JDNOLI120NXNLNW

JDNOLI120ZXNLNW

JDNOLI120TXNLNW

JDNOLI120ANNLNW

PALMA 70

Ø35

Ø24

19

70

Dimensions (cm)

WITH LIGHT

Solar & Rechargeable Battery | Indoor & outdoor use

Cable | Indoor & outdoor use

45

600

LUMPM070SSNW

LUMPM070OFNW

Packaging: 35,5 x 35,5 x 70 cm | Gross Weight (Packaged Weight): 4,5kg | 9,1 L | Finished double wall.

VIOLETA 30

Ø30

Ø26

33

Ø19

Dimensions (cm)

OPTIONS

White Opaque Colour

Black Opaque Colour

Bronze Opaque Colour

Topo Opaque Colour

Terracota Opaque Colour

Anthracite Opaque Colour

Packaging: Plastic bag | Gross Weight (Packaged Weight): 1kg | 12,5L | Product with water reserve.

REFERENCES

JDNVL030BXNW

JDNVL030NXNW

JDNVL030ZXNW

JDNVL030KXNW

JDNVL030TXNW

JDNVL030ANNW

GLOSSARY This technical catalogue is subject to periodic updates, the measurements or finishes may vary in future revisions.

☀️ White light (included) 🌞 Warm light (included) 🌈 RGB light (included) 🔋 Warm light portable rechargeable battery (included) 📡 Led tube lighting (included) 🔥 Led light flame effect 🌙 Twilight sensor 🦋 Motion sensor 🔌 Electric charge (driver not included) 📶 Remote control (included) 📶 Dimmable 🌀 Hanging product 🌊 Floating, not submersible 🗣️ Integrated speakers 🖱️ Touch control 💧 Volumen of the plantation area IP Indicates the level of protection of the electrical or electronic equipment against the entry of external agents: dust or water ♻️ Made of recyclable materials 🌿 Artificial plants included

238

VIOLETA 40

Ø40

Ø33

18,5

43

Dimensions (cm)

WITH LIGHT

Solar & Rechargeable Battery | Indoor & outdoor use

45

LUMVL040SSNW

Packaging: 46 x 46 x 46,5 cm | Gross Weight (Packaged Weight): 3kg | 14,5 L | Finished double wall.

OPAQUE COLOUR (WITHOUT LIGHT)

White Opaque Colour

Black Opaque Colour

Bronze Opaque Colour

Topo Opaque Colour

JDNVL040BXNW

JDNVL040NXNW

JDNVL040ZXNW

JDNVL040KXNW

Terracota Opaque Colour

Anthracite Opaque Colour

JDNVL040TXNW

JDNVL040ANNW

Packaging: Plastic bag | Gross Weight (Packaged Weight): 2,5kg | 30,6 L | Product with water reserve.

VIOLETA 55

Ø55

Ø47

20

60

Dimensions (cm)

WITH LIGHT

Solar & Rechargeable Battery | Indoor & outdoor use

45

LUMVL055SSNW

Packaging: 59 x 59 x 59 cm | Gross Weight (Packaged Weight): 5,5kg | 34,7L | Finished double wall.

OPAQUE COLOUR (WITHOUT LIGHT)

White Opaque Colour

Black Opaque Colour

Bronze Opaque Colour

JDNVL055BXNW

JDNVL055NXNW

JDNVL055ZXNW

Terracota Opaque Colour

Anthracite Opaque Colour

JDNVL055TXNW

JDNVL055ANNW

Packaging: Plastic bag | Gross Weight (Packaged Weight): 5kg | 68,2 L | Product with water reserve.

GLOSSARY This technical catalogue is subject to periodic updates, the measurements or finishes may vary in future revisions.

☀️ White light (included) 🌞 Warm light (included) 🌈 RGB light (included) 🔋 Warm light portable rechargeable battery (included) 📡 Led tube lighting (included) 🔥 Led light flame effect 🌙 Twilight sensor 🦋 Motion sensor 🔌 Electric charge (driver not included) 📶 Remote control (included) 📶 Dimmable 🌀 Hanging product 🌊 Floating, not submersible 🗣️ Integrated speakers 🖱️ Touch control 💧 Volumen of the plantation area IP Indicates the level of protection of the electrical or electronic equipment against the entry of external agents: dust or water ♻️ Made of recyclable materials 🌿 Artificial plants included

239